



**CAMBRIA COMMUNITY HEALTHCARE DISTRICT**  
**MARCH 16, 2021**  
**BOARD MEETING ANNOUNCEMENT**

The regular meeting of the Cambria Community Healthcare District will be held online:

Time: Mar 16, 2021 05:30 PM Pacific Time (US and Canada)

Join Zoom Meeting

<https://us02web.zoom.us/j/87220217186>

Meeting ID: 872 2021 7186

One tap mobile

+16699006833,,87220217186# US (San Jose)

Dial by your location

+1 669 900 6833 US (San Jose)

Meeting ID: 872 2021 7186

Find your local number: <https://us02web.zoom.us/j/87220217186>

Public comment is invited on any item.

The Cambria Community Healthcare District monthly agenda, packets and minutes are available at the following website: [www.cambria-healthcare.org](http://www.cambria-healthcare.org). Any changes or additions to the agenda will be posted at the District Office and on the District website.

Note that while board members will not engage in dialog with the public during the board meeting, individual members may choose to incorporate an answer to a question posed by the public during their discussion of an agenda item.

# AGENDA

## A) OPENING

- 1) Call to order.
- 2) Pledge of Allegiance.
- 3) Establishment of a quorum.

## B) PUBLIC COMMENT FOR ITEMS NOT ON THE AGENDA

Members of the public wishing to address the Board on matters other than scheduled items may do so when recognized by the President. Comments are limited to a maximum of three minutes per person, per topic. During the course of the meeting, members of the public may also request to speak about any specific agenda item. Presentations are limited to a maximum of three minutes per person.

## C) CONSENT AGENDA

- 1) Approve Minutes from the February 16, 2021 Regular Board Meeting.

## D) REPORTS

- 1) Operations Report: Tim Benes
- 2) Administrator's Report and Financial Review: Mike McDonough
- 3) Committee Reports
  - a) President's Report: Iggy Fedoroff
  - b) Property & Facilities: Laurie Mileur
  - c) Healthcare Advocacy & Outreach: Cecilia Montalvo
  - d) Finance: Bill Rice
  - e) Grants: Laurie Mileur
  - f) Strategic Planning: Cecilia Montalvo

## **E) REGULAR BUSINESS**

- 1) SLO EMSA Annual Report – Michael Groves
- 2) California Voting Rights Act Resolution – Mike McDonough
- 3) Part-time reserve ambulance staff wage analysis – Mike McDonough
- 4) Status of Unit 17 – Tim Benes
- 5) Upstaffing proposal – Mike McDonough
  - a) Review of historic emergency response and transport volume data.
  - b) Consideration for pre-emptive upstaffing during peak periods from Memorial Day to Labor Day (May 28 – September 6, 2021)
- 6) Primary Care Project – Cecilia Montalvo
  - a) Review of the Primary Care RFP responses

## **F) DECLARATION OF FUTURE AGENDA ITEMS**

## **G) ADJOURNMENT**

The next regular meeting of the Board of Directors of the Cambria Community Healthcare District will be held on April 20<sup>th</sup> at 5:30 p.m. – online.



# **CAMBRIA COMMUNITY HEALTHCARE DISTRICT**

## **FEBRUARY 16, 2021**

### **BOARD MEETING MINUTES**

Due to Coronavirus-19 concerns, this meeting was held via Zoom.

#### **A) OPENING**

- 1) Call to order

The meeting was called to order at 5:31 pm.

- 2) Pledge of Allegiance

President Fedoroff led the Pledge of Allegiance.

- 3) Establishment of a quorum

Board of Directors Members Iggy Fedoroff, Bill Rice, Laurie Mileur and Cecilia Montalvo were present. Director Cesilia Lomeli joined the meeting at 5:48 pm.

Also present were Administrator Mike McDonough, Operations Manager Tim Benes, Administrative Assistant Simone Rathbun, District Counsel Jeff Minnery and Labor Negotiator Bill Avery. Members of the public logged in were Harry Farmer and Kristi Jenkins.

#### **B) PUBLIC COMMENT FOR ITEMS NOT ON THE AGENDA**

No comments made by the public.

#### **C) CONSENT AGENDA**

- 1) Proclamation by San Luis Obispo County District 2 Supervisor, Bruce Gibson. Bruce unable to attend the meeting, so the Proclamation was displayed and read.

- 2) The Minutes from the January 19, 2021 Regular Board Meeting were presented for review and approval. Director Rice motioned to approve, seconded by Director Mileur. Board approved 4/0.



## **D) REPORTS**

1) The Operations Report was given by Tim Benes. Unit 18 was in shop for the heater core, we had to pay for the part but not the labor. Unit 16 was in shop for repairs and is now back in service. Tim stated that there were 57 incidents and 16 transports so far for the month of February. Project Heartbeat is working on getting us a check for reimbursement of ballistic gear.

2) The Administrator's Report and Financial Review were presented by Administrator McDonough. The Public Assistance Grant Funding is still being worked on; getting close to turning in first phase of costs for reimbursement. The County Covid-19 stats were reviewed. The grant application for solar power was denied, however Mike will appeal. The Ambulance and Powercot Load System Grants were both submitted. The financials were discussed. We received payment from PG&E for a Diablo Canyon Drill. Call volume was up this month, however revenue was down 6.7% based on lower call volume in December. Monterey County payment was received. A measurement tool for employee satisfaction is being put together. President Fedoroff stated that the January cash on hand is about \$81K more than we had in 2020. The Trust account wrote check to the District for approximately \$15k to cover the cost of the Unit 21 painting.

## **COMMITTEE REPORTS:**

A) President's Report: President Fedoroff has reached out to Cindy Steidel at CCSD and Steve Smith at the school district to discuss meeting over common issues. At present, additional fundraising for the Trust is being held in abeyance. Should any of the Grants we have applied for be denied, then we will have specific objectives for fundraising.

B) Property & Facilities: Did not meet per Director Mileur.

C) Healthcare Advocacy & Outreach: Director Montalvo stated that they did not meet this month. She added that she has spoken with Barbara Bronson Gray, who would like to remain on this committee as a community member.

D) Finance: The committee did meet with the goal of the midyear budget update, which will be discussed later in this meeting.

E) Grants: The committee has submitted two grants for this cycle. Hopefully by summer we will know if we will be awarded these grants.

F) Strategic Planning: Director Montalvo stated that this committee is effectively the entire Board. She stated that John Wiegold will contact Mike to let us know the cost of sending out the strategic plan communication piece.

**E) REGULAR BUSINESS**

1) Social media policy update –

Safeguarding CCHD's unique identity and stated mission, and defining the appropriate use of media and social media by full time and part time employees was discussed. Per Bill Avery, an agreement has been reached with the Union and a Statement of Policy was presented to the Board. The objective to assure patient care and privacy was met. District Counsel Jeff Minnery added that it was a good result and an agreeable solution. Director Montalvo expressed concern over patient privacy. Kristi Jenkins offered her views on the subject. The Board agreed to see how this agreement is implemented and review progress. Director Rice motioned to approve the policy as written, seconded by Director Lomeli, Board approved 3/2.

2) Primary Care Project –

Director Montalvo discussed the formation of an Ad Hoc committee to review proposals submitted in response to the primary care RFP. The RFP was issued in January and we know CHC will be responding while UCSF will not. Director Montalvo recommended we ask Dr. Gong to be on the committee since he is interested in the process. President Fedoroff recommended asking former CCHD Board Director Dr. Hernandez to help evaluate the proposals. Director Rice inquired if this committee is being formed to review and choose the applicants without the Board further Board involvement. Director Montalvo clarified that the final review and decision will be done by the Board, but community engagement and input is important. President Fedoroff stated that Director Rice and Barbara Bronson Gray should be on the committee as well. Director Lomeli added that she would like to help and find other people who may want to be on the committee. President Fedoroff stated that Director Montalvo is authorized and approval was given by the Board to form this committee with Directors Rice and Montalvo as committee members from the Board. Director Montalvo will give an update on the progress at next month's Board meeting. Kristi Jenkins offered to participate if asked.

3) Mid-year Budget Review –

Director Rice highlighted the budget changes. Director Rice pointed out that currently having the Board meetings in the evenings is adding extra cost for overtime and the sooner we can return to meetings between 8 AM and 5 PM the better in terms of budget impact. Director Montalvo moved to approve the mid-year budget revisions, Director Rice seconded, Board approved 5/0.

4) Comparison of CSDA and ACHD memberships –

Administrator McDonough presented a comparison of the memberships between the California Special Districts Association and the Association of California Healthcare Districts, for review by Board Members. President Fedoroff stated that during a recent CSDA local chapter meeting, State Senator John Laird and his Legislative Assistant attended and CCHD raised the issue of difficulty in obtaining grants. The Senator gave us his Assistant's email and said he would help us as needed. Administrator McDonough recommended staying with CSDA, because we get a discount on our SDRMA insurance, as well as Target Solutions for employee and Director training. No action to be taken at this time. Kristi Jenkins offered public comment.

5) SLO County Vaccination Contract –

Administrator McDonough presented for review and Board approval, a contract for CCHD services related to the declared Covid-19 disaster and the vaccination services provided by the District. It is a standard contract copied from FEMA. Director Rice motioned to approve, seconded by Director Lomeli, Board approved 5/0.

6) CalOES Designated Agent Resolution –

Administrator McDonough presented for review and Board approval, a resolution designating the CCHD Administrator as the District agent for the California Office of Emergency Services. The Board approved 5/0.

**F) DECLARATION OF FUTURE AGENDA ITEMS**

RFP responses/results. (Director Montalvo)

QA Report from County EMSA.(Administrator McDonough)

Part-time field staff wages review.(Administrator McDonough)

Status of Unit 17.(Operations Manager Benes and Administrator McDonough)

ADJOURN TO CLOSED SESSION. 7:00 pm

CLOSED SESSION:

Public Employee Performance Evaluation: Mid-year performance review of Administrator. Government Code Section 54957.

**G) ADJOURNMENT**

The meeting was adjourned at 8:08 pm with no reportable action from Closed Session.

The next Board Meeting will be held on March 16, 2021 at 5:30 pm via Zoom.

## Operations Report for the Month of February 2021

### Units

Units that required service/repairs will have a brief description of the service/ repair under the mileage totals.

- Unit 16 (back up #1)
  - Starting Miles = 222435
  - Ending Miles = 222518
  - Total of 83.0. miles on the unit and 10.1 gallons of fuel
  - Service/repairs
    - This unit is in service as a backup unit and has no issues at this time.
- Unit 17 (back up #2)
  - Starting miles = 222752
  - Ending miles = 222933
  - Total of 181 miles 8.0 gallons fuel used (10-10)
  - Service/repairs
    - This unit has been returned from Cole. The unit has been placed out of service due to a critical mechanical issue. The turbocharger bearings are failing and the unit is deemed not safe to remain in service as an ambulance. See the request to Surplus the unit on the agenda.
- Unit 18 (Medic 11 24-hour car)
  - Starting miles = 126580
  - Ending miles = 128541
  - Total of 1,961.0 miles and 205.1 gallons of fuel used
  - Service/ repairs
    - The unit is in service.
    - This unit will need 2 tires replaced on the rear soon.
- Unit 20 (Medic 12 12-hour car)
  - Starting miles = 30086
  - Ending miles = 31446
  - Total 2394.0 miles and 195.5 gallons of gas used.
  - Service/ repairs
    - The unit is in service.
    - Nothing this month to report.

- Cal Fire Unit 21
  - Body work
    - The unit is still at the paint shop. They explained that there were delays for the unit to be finished.
      - The primer coat was not correct and the unit went from red to gray.
    - They stated that they have repainted the ambulance and it now white. The paint still needs to cure. It should be at the sign shop not later than the last week of March. Frank stated that he will have the decals printed and ready to go. He should only have the unit about a week to complete the decal installation.
  - Radios
    - After the body work the unit will get radios installed. There will be a cost savings because unit 17 is out of service and can not be used any longer. We are going to be able to move the radios out of 17 into 21, saving the District about \$1200.00.

### **Medications/ Supplies**

- PPE/Masks
  - N-95 and P-100
    - No changes in this area.
  - Ballistic Gear
    - The ballistic gear is in service and ready to be deployed.
- Medications.
  - We are managing to keep the current supplies stocked and not short on any medications at this time.
- Equipment
  - Motorola Radios
    - The radios are here. They are in the process of getting programmed. The technical issues and documentation are being processed at this time to accomplish this. They should be ready for deployment soon.

### **Response times and delays**

This month we are at 100.0% on the report. The crews did an amazing job.

### **Transport Activity Report**

This report shows a decrease in the number of calls that the District had compared to last year. There were significant changes in the number of incidents. All out-reach events have stopped because of COVID-19.

## **Transport at night - San Luis Ambulance Transported**

This month San Luis Ambulance responded to one call in Cambria.

## **Monterey County Calls**

- We had no calls in Monterey County in February. San Luis Ambulance did have a response in the far northern part of the CCHD response area. The San Luis unit responded from Old Creek Rd and Hwy 1 to a camp ground up in the hills. The response time for the ambulance to get on scene was almost a full hour. An air ambulance also responded and was one scene for 30 to 40 minutes prior the ambulance. Both of the CCHD ambulances were transporting patients to area hospitals at the time of the call.

## **Station**

- The crews now have an electric stove installed and it is working great. The vent parts are still on order. Most of the small parts are in, waiting the main fan body to arrive. The vent hood installation will be completed by the end of March.

## **Employees**

- COVID-19
  - Currently all the CCHD employees are well and asymptomatic.
- COVID-19 Vaccine Clinic
  - The County has reached out the CCHD to assist with giving the vaccine. At this time, we have 4 part-time employees who are helping.
  - CHC was able to order and get 100 doses of the Moderna COVID-19 vaccine. On March 6<sup>th</sup> the CCHD staff was able to help with this clinic in which 100 CHC clients got vaccinated. This event was put together by CHC in less than a week with the help of the CCHD, CERT, and employees from CHC. CeCe and CHC are hoping to get more vaccines and open it up to local residents.
  - CHC has also reached out to the CCHD and we have begun checking into how we can help get the vaccine to citizens of Cambria and San Simeon who cannot physically make it to one of the clinics in the county or at the school. As more information and plans become available Mike and myself will keep the Board members informed.
- Safety gear
  - We had to order a set of replacement safety gear. Sadly, a set has turned up missing from a unit.

- Hiring
  - Reserve EMT
    - We had 3 EMT's apply for the reserve positions. 2 passed the test. We are waiting for backgrounds and final paperwork before they can begin their training.
  - Full-Time Paramedic
    - We did hire 1 new full-time paramedic to the 12-hour car on the shift opposite of me. This has been a hard shift to fill. We had 3 that showed interest, but 2 decided not to test because of pay and schedule. The one remaining paramedic that applied was still required to test, and interviewed successfully.
  - Full-Time EMT List
    - We had 6 reserve EMT's turn in applications. The day before the test 3 of them withdrew their applications because of schedule and pay rate. We did test 3 and formed a hiring list.



**DISTRICT ACTIVITY REPORT PAGE 1**  
**02/01/2021 through 02/28/2021**

<b>Incident Totals</b>				<b>Transport Totals</b>			
	<b>2021</b>	<b>2020</b>	<b>Change</b>		<b>2021</b>	<b>2020</b>	<b>Change</b>
Dry Runs - w/Treatment	10	8	2	Local Patients	22	28	-6
Dry Runs - CX Enroute	26	20	6	Non-Local Patients	6	17	-11
Total Dry Runs	36	28	8	Total Patients	28	45	-17
Stand-bys	35	48	-13	Medical Transports	27	38	-11
Public Assists/Relations	0	0	0	Trauma Transports	1	7	-6
Walk-in Public Relations	1	0	1	Traffic Accidents	0	1	-1
Total Incidents	100	121	-21	Total Transports	28	45	-17

**Hospital Destinations**

	<b>2021</b>	<b>2020</b>	<b>Change</b>
French	11	16	-5
Sierra Vista	15	29	-14
Twin Cities	2	0	2
Rendezvous w/Heli	0	0	0
Facility Not-Listed	0	0	0
Trauma Center (Sierra Vista)	0	3	-3
STEMI Center (French)	0	1	-1

**Monterey County Responses**

	<b>2021</b>	<b>2020</b>	<b>Change</b>
Medical Transports	0	0	0
Trauma Transports	0	0	0
Dry Runs	0	0	0
Stand-bys	0	0	0
Total Incidents	0	0	0

**Year-to-Date Comparison**  
**Ambulance Response Statistics**  
**From January 2021 to February 28 2021**

	<b>2021</b>	<b>2020</b>	<b>Change</b>
Total Responses	234	252	-18
Patients Transported	82	100	-18
Total Dry Runs	74	58	16
Dry Runs - w/Treatment	21	19	2
Dry Runs - CX Enroute	53	39	14
Stand-bys	77	93	-16
Total Monterey County Incidents	3	1	2

**DISTRICT ACTIVITY REPORT PAGE 2**  
**02/01/2021 through 02/28/2021**

**San Luis Ambulance Activity**

Code 8	=	6	
Code 11	=	0	
Code 2 calls	=	0	}
Code 3 calls	=	2	
(calls into CCHD response area)			
Total time SLAS covered CCHD area =		6 hrs	6 mins

**Cambria Community Healthcare District Activity**

Total time CCHD committed to other incidents (Month) =		61 hrs	21 mins
Code 8	=	34	
Code 11	=	1	
Code 2 calls	=	1	}
Code 3 calls	=	5	
(calls into SLAS response area)			
Total time CCHD covered SLAS area =		13 hrs	53 mins

**Definitions:**

**Code 8 :** Cover two areas

Example: -Code 8 Villa Creek means covering Morro Bay response area and Cambria response area

-Code 8 Hwy 46 Summit means covering Cambria response area and covering North County response area (i.e. Paso Robles, Templeton, Atascadero and outlying areas)

**Code 11 :** Covering one area

Example: -Code 11 Morro Bay means we are now only covering the Morro Bay response area (i.e. Cayucos, Morro Bay, Los Osos)

**Code 2 :** Non-Emergency Call

**Code 3 :** Emergency Call

**Time-On-Task :** TOT Refers to the amount of time committed to a call or task, more specifically, this is the amount of time a unit is unavailable to respond to a call in the District's response area only. Units may still be available for calls outside the District's response area during TOT periods depending on SLO County needs for mutual aid.



**CALL ACTIVITY REPORT**

02/01/2021 through 02/28/2021

Total Transports = 28

Total Calls = 100

Rec #	Call #	Date	Type	Call Times				Available	Response	Area	Call Location	Time-On-Task (Hours)
				Medic	Dispatch	Enroute	On-Scene					
1	21-0134	02/01/2021	Stand-by	11	0911	0911	0922	1002	1002	Villa Creek	0.51	
2	21-0135	02/01/2021	Stand-by	11	1005	1005	1005	1035	1035	Villa Creek	0.30	
3	21-0136	02/01/2021	Stand-by	11	1600	1600	1611	1727	1727	Villa Creek	1.27	
4	21-0137	02/01/2021	Dry Run	11	1716	1716	1509	1728	1728	Lodge Hill East	0.12	
5	21-0138	02/01/2021	Transport	11	1500	1500	1515	1610	1640	San Simeon	1.40	
6	21-0139	02/01/2021	Dry Run	11	1716	1716	1144	1728	1728	Villa Creek	0.12	
7	21-0140	02/01/2021	Dry Run	12	1144	1144	1144	1146	1220	Paso Robles / Templeton	0.36	
8	21-0141	02/01/2021	Transport	12	1559	1559	1615	1713	1757	Lodge Hill West	1.58	
9	21-0142	02/01/2021	Transport	12	1044	1045	1056	1136	1221	Paso Robles / Templeton	1.37	
10	21-0144	02/01/2021	Stand-by	12	1000	1000	1004	1004	1221	Highway 46	2.21	
11	21-0145	02/01/2021	Stand-by	12	1004	1004	1034	1044	1221	Templeton	2.17	
12	21-0146	02/02/2021	Transport	11	1122	1123	1125	1228	1252	East Village	1.30	
13	21-0147	02/02/2021	Stand-by	11	1908	1908	1908	1910	1910	Villa Creek	0.02	
14	21-0148	02/02/2021	Stand-by	11	1927	1927	1927	1939	1939	Villa Creek	0.12	
15	21-0149	02/03/2021	Stand-by	11	1953	1953	1953	1956	1956	Villa Creek	0.03	
16	21-0150	02/03/2021	Dry Run	11	2107	2112	2115	2134	2134	East Village	0.27	
17	21-0151	02/03/2021	Transport	11	1331	1332	1338	1451	1519	Lodge Hill West	1.48	
18	21-0152	02/03/2021	Transport	12	1657	1658	1703	1828	1858	Lodge Hill West	2.01	
19	21-0153	02/03/2021	Transport	11	1823	1824	1832	1941	2002	San Simeon	1.39	
20	21-0154	02/03/2021	Dry Run	11	2354	2356	0001	0007	0007	Lodge Hill West	0.13	
21	21-0155	02/04/2021	Stand-by	12	0923	0926	0931	0931	0931	Villa Creek	0.08	
22	21-0156	02/04/2021	Transport	11	0923	0924	0944	1038	1040	Morro Bay	1.17	
23	21-0157	02/04/2021	Transport	11	1049	1050	1051	1133	1152	San Luis Obispo	1.03	
24	21-0158	02/04/2021	Stand-by	12	1524	1528	1528	1535	1535	Highway 46	0.11	
25	21-0159	02/04/2021	Transport	12	1816	1817	1826	1943	2006	Lodge Hill West	1.50	
26	21-0160	02/04/2021	Transport	11	1933	1934	1939	2122	2139	Park Hill	2.06	
27	21-0161	02/05/2021	Transport	12	1023	1025	1029	1156	1230	Lodge Hill West	2.07	
28	21-0162	02/05/2021	Dry Run	12	1219	1219	1219	1222	1230	Morro Bay	0.11	
29	21-0163	02/05/2021	Dry Run	12	0830	0831	0835	0851	0851	Lodge Hill West	0.21	
30	21-0164	02/06/2021	Dry Run	11	0725	0727	0729	0731	0731	Lodge Hill West	0.06	
31	21-0165	02/06/2021	Dry Run	11	1953	1953	1958	2004	2004	Lodge Hill West	0.11	
32	21-0166	02/06/2021	Dry Run	11	2037	2037	2044	2055	2055	San Simeon	0.18	
33	21-0167	02/07/2021	Stand-by	11	1200	1202	1215	1216	1216	Villa Creek	0.16	
34	21-0168	02/07/2021	Dry Run	11	1918	1920	1923	1936	1936	Lodge Hill East	0.18	
35	21-0169	02/08/2021	Stand-by	12	1853	1853	1905	1938	1938	Highway 46	0.45	
36	21-0170	02/08/2021	Transport	11	1108	1110	1112	1215	1247	East Village	1.39	
37	21-0171	02/10/2021	Dry Run	11	0430	0431	0436	0516	0516	Lodge Hill East	0.46	
38	21-0172	02/10/2021	Dry Run	12	1855	1856	1900	1902	1902	Lodge Hill West	0.07	
39	21-0173	02/10/2021	Dry Run	11	1426	1427	1427	1455	1455	East Village	0.29	

15

[ ] = Night Call (8:00pm - 8:00am)

*[ ]* = Dry Run



Rec #	Call #	Date	Type	Medic	Call Times				Response Area	Call Location	Time-On-Task (Hours)
					Dispatch	Enroute	On-Scene	Transporting			
40	21-0174	02/12/2021	Stand-by	11	0648	0648	0657	0704	0715	Villa Creek	0.27
41	21-0175	02/12/2021	Stand-by	11	0717	0717	0717	0750	0750	Villa Creek	0.33
42	21-0176	02/12/2021	Stand-by	11	1009	1009		1014	1014	Villa Creek	0.05
43	21-0177	02/13/2021	Stand-by	11	0430	0430	0445	0450	0450	Villa Creek	0.20
44	21-0178	02/13/2021	Dry Run	11	2210	2211	2211	2218	2218	East Village	0.08
45	21-0179	02/14/2021	Transport	11	1110	1111	1116	1125	1243	Lodge Hill West	1.33
46	21-0180	02/14/2021	Dry Run	12	1613	1614	1616	1623	1623	West Village	0.10
47	21-0181	02/14/2021	Walk-in	11	1645	1645	1645	1652	1652	East Village	0.07
48	21-0182	02/14/2021	Stand-by	12	1756	1756		1803	1803	Villa Creek	0.07
49	21-0183	02/14/2021	Transport	11	1311	1312	1317	1329	1448	Lodge Hill East	1.37
50	21-0184	02/14/2021	Transport	11	1655	1657	1701	1722	1849	Lodge Hill East	1.54
51	21-0185	02/16/2021	Stand-by	11	1707	1708	1719	1724	1724	Villa Creek	0.17
52	21-0186	02/16/2021	Dry Run	12	1521	1522	1529	1534	1534	Lodge Hill East	0.13
53	21-0187	02/15/2021	Dry Run	12	1839	1840	1849	1900	1900	San Simeon	0.21
54	21-0188	02/10/2021	Dry Run	12	1855	1856	1901	1902	1903	Lodge Hill East	0.08
55	21-0189	02/15/2021	Stand-by	12	1005	1005	1014	1054	1105	Villa Creek	1.00
56	21-0190	02/16/2021	Stand-by	11	1529	1529	1540	1622	1630	Villa Creek	1.01
57	21-0191	02/16/2021	Stand-by	11	2035	2035	2045	2112	2120	Villa Creek	0.45
58	21-0192	02/17/2021	Dry Run	12	1213	1215	1224	1246	1258	Highway 46	0.45
59	21-0193	02/17/2021	Dry Run	11	0921	0922	0925	0934	0936	Moonstone Beach Drive	0.15
60	21-0194	02/18/2021	Dry Run	12	0954	0955	0955	1014	1014	East Village	0.20
61	21-0195	02/18/2021	Stand-by	12	1134	1134		1137	1137	Villa Creek	0.03
62	21-0196	02/18/2021	Stand-by	12	1422	1422	1433	1503	1503	Villa Creek	0.41
63	21-0197	02/18/2021	Transport	12	1701	1701	1709	1735	1910	Hearst Castle	2.09
64	21-0198	02/17/2021	Dry Run	12	1649	1649	1652	1652	1652	Hearst Castle	0.03
65	21-0199	02/18/2021	Dry Run	12	1213	1213	1224	1246	1247	Highway 46	0.34
66	21-0200	02/19/2021	Transport	12	1626	1627	1632	1800	1827	Park Hill	2.01
67	21-0201	02/19/2021	Transport	11	0747	0748	0753	0808	0945	Happy Hill	1.58
68	21-0202	02/19/2021	Stand-by	11	1530	1530	1550	1600	1600	Villa Creek	0.30
69	21-0203	02/20/2021	Dry Run	12	0945	0945	0952	1014	1014	Park Hill	0.29
70	21-0204	02/20/2021	Transport	11	1957	1959	2004	2105	2127	Lodge Hill East	1.30
71	21-0205	02/21/2021	Stand-by	11	0908	0909	0923	0946	0946	Villa Creek	0.38
72	21-0206	02/21/2021	Stand-by	11	1047	1048		1049	1049	Villa Creek	0.02
73	21-0207	02/21/2021	Transport	12	1056	1056	1111	1308	1350	San Simeon	2.54
74	21-0208	02/21/2021	Dry Run	11	2018	2020	2025	2041	2041	Lodge Hill West	0.23
75	21-0209	02/22/2021	Dry Run	12	1507	1507		1517	1517	Lodge Hill West	0.10
76	21-0210	02/22/2021	Stand-by	11	1804	1804	1814	1816	1816	Villa Creek	0.12
77	21-0211	02/22/2021	Stand-by	12	1836	1836		1842	1842	Villa Creek	0.06
78	21-0212	02/19/2021	Stand-by	11	1736	1737	1747	1755	1755	Villa Creek	0.19
79	21-0213	02/23/2021	Dry Run	11	0855	0856	0859	0907	0907	Lodge Hill West	0.12
80	21-0214	02/23/2021	Dry Run	12	1037	1038	1050	1050	1050	San Simeon	13.23

*Italic Text* = Dry Run

**█** = Night Call (8:00pm - 8:00am)



Rec #	Call #	Date	Type	Medic	Call Times										Time-On-Task (Hours)
					Dispatch	Enroute	On-Scene	Transporting	Available	Response	Area	Call Location			
81	21-0215	02/23/2021	Transport	11	1238	1239	1242	1300	1357	1422	Happy Hill	1.44			
82	21-0216	02/23/2021	Transport	11	1616	1617	1632	1646	1729	1804	Morro Bay	1.48			
83	21-0217	02/23/2021	Stand-by	11	1804	1804	1804	1806	1815	1815	Villa Creek	0.11			
84	21-0218	02/24/2021	Transport	11	0001	0002	0007	0025	0121	0143	Lodge Hill West	1.42			
85	21-0219	02/24/2021	Transport	12	0851	0852	0857	0912	1012	1057	Lodge Hill West	2.06			
86	21-0220	02/24/2021	Dry Run	12	1956	1958		2006	2007	2007	San Simeon	0.11			
87	21-0221	02/24/2021	Dry Run	11	2120	2121	2124	2136	2136	2136	Lodge Hill East	0.16			
88	21-0222	02/25/2021	Dry Run	12	1225	1227	1232	1248	1248	1248	Lodge Hill West	0.23			
89	21-0223	02/25/2021	Transport	12	1348	1348	1358	1413	1507	1517	Lodge Hill East	1.29			
90	21-0224	02/25/2021	Transport	11	1446	1448	1455	1508	1606	1630	Lodge Hill West	1.44			
91	21-0225	02/26/2021	Stand-by	11	0345	0345	0400	0405	0405	0405	Villa Creek	0.20			
92	21-0226	02/26/2021	Transport	11	0859	0859	0904	0932	1028	1054	Happy Hill	1.55			
93	21-0227	02/26/2021	Dry Run	11	1708	1709	1713	1739	1739	1739	West Village	0.31			
94	21-0228	02/27/2021	Dry Run	12	0958	1000	1020	1058	1058	1058	San Simeon	1.00			
95	21-0229	02/27/2021	Dry Run	11	0235	0238	0243	0255	0255	0255	Lodge Hill West	0.20			
96	21-0230	02/27/2021	Stand-by	11	0648	0650		0655	0655	0655	Villa Creek	0.07			
97	21-0231	02/27/2021	Stand-by	11	1514	1516	1532	1554	1554	1554	Morro Bay	0.40			
98	21-0232	02/27/2021	Stand-by	12	1722	1723	1733	1752	1752	1752	Villa Creek	0.30			
99	21-0233	02/27/2021	Dry Run	11	2228	2231	2242	2303	2303	2303	Highway 46	0.35			
100	21-0234	02/28/2021	Stand-by	11	2303	2303	2316	2358	2358	2358	Villa Creek	0.55			

**[ ] = Night Call (8:00pm - 8:00am)**

**[ *Italic Text* ] = Dry Run**



Cambria Community  
Healthcare District

## **Administrators Report**

Board of Directors Meeting

March 16, 2021

### **1. COVID-19 Briefing –**

- We continue to maintain an adequate state of readiness with crews and supplies.
- Testing – Currently there are no county public access testing sites scheduled for Cambria. Persons needing testing are being referred to ReadySLO.org for current testing sites.
- There are plans for a vaccination site on Saturdays in Cambria, put on by CHC.
- Applications for the Public Assistance Grant (PAG) funding for PPE and other COVID related costs have been submitted. I have followed up with, and are receiving assistance from, FEMA for the PAG application review.
- An invoice has been sent to SLO County OES for \$11,716.70 for vaccination assistance by CCHD personnel.
- Cambria/San Simeon has had a total of 195 people with positive test results, since March 2020.
- As of 3/10/2021, SLO County has a total of 248 COVID-19 related deaths with 19,966 cases; 19,433 have recovered; 265 are currently recovering at home and 10 are currently hospitalized, with 5 in the ICU.
- SLO County is in the Southern Region which has an ICU bed availability of 27.6%. The SLO County PHD has a ICU bed availability well above the threshold at 45%. Our County is categorized currently as a “Tier 2: Substantial”.
- For more information on current county vaccinations:  
<https://www.recover slo.org/en/covid-19-vaccines-in-slo-county.aspx>

### **2. CCHD Trust –**

- No donations were received during February 2021.
- \$14,541.89 was transferred to the Operating Account to pay for Unit 21 painting.
- As of February 28th, the Trust fund balance was \$11,323.29.

### **3. Financial Reports –**

- Tax revenue was 58% less than budgeted.
- Fleet Maintenance was over budget by \$14,655 due to Unit 21 painting.
- Medical Equipment/Supplies was over budget by \$2632 due to COVID related supplies.
- The \$30 Qgiv charge to the Trust Account was for a Dashboard feature fee that was not needed and has since been cancelled going forward.

- Total call volume decreased in February 17.36% and transports decreased 37.8%, compared to the same month last year. Ambulance revenue is 14.7% above budget and 9.4% below last February.
- Monterey Contract – There were no Monterey calls in February but outstanding invoices were paid by AMR for \$6,000.
- Election cost/budget was not realized at \$10,000 as the invoice from the County did not arrive until March.

#### 4. CCHD Administrator Performance Objectives for FY 20/21 -

- Complete the Corrective Action Plan to resolve issues and comments included in the District's auditor's report for FY ending 6/30/2019. Complete by September 30, 2020.  
*PROGRESS: Completed. A monthly finance closeout checklist has been implemented.*
- Complete District Policy updates for Board review by the November 2020 Board meeting.  
*PROGRESS: Completed.*
- Complete the Annual Audit of FY ending 6/30/2020 by December 31, 2020.  
*PROGRESS: Audit is well in progress. All data sent to auditor. Some details with A/R being cleared by Sherrington. Initial draft documents received in early March and under review by Administrator and Finance Committee Chair. Anticipated completion by end of March, for presentation to the Board in April.*
- Prepare, by March 31, 2021, the first draft of the operating and capital budgets for fiscal year 2021 – 2022 for submission to the Finance Committee no later than April 30, 2021.  
*PROGRESS: Work has begun on first draft of budget FY2021/22. Anticipated for completion in May, 2021.*
- Prepare a 5-year capital plan including only prioritized items by June 30, 2021  
*PROGRESS: Calendared for May, 2021. Administrator has met with management team to discuss capital improvement assessment.*
- Identify and implement a measurement tool for employee satisfaction and establish improvement goals.
- Establish and achieve a goal for staff vacancy rate  
*PROGRESS: Have continued monthly (online) staff meetings. Inclusion of a guest Board member has been well received by employees, to improve Board and employee communication. A 360-review process has been completed to evaluate the Administrator and a response has been rendered to the employees. An Employee Engagement Survey is currently underway and results will be reported to the Board in April.*
- Prudently managing finances (meeting budget, maintaining reserves).  
*PROGRESS: Financial achievements improved with recent efforts by staff and accountant in accurate tracking and reporting. Monthly finance meetings with Sherrington have begun. Budget target goals have improved.*
- Identify measurable standards for patient care quality on scene and in transit.

*PROGRESS: QI review continuing with reporting on patient care quality. Have now set up quarterly QI meetings with hospital coordinators and CCHD management staff.*

- Work on these metrics and deploy the tools necessary to report results to the Board on a quarterly basis.

*PROGRESS: Board reports improved for clarity and concise accuracy.*

- Obtain feedback 2x per year from area hospital ER Directors and government EMS agencies to identify areas of success and areas for improvement. *As outlined in above QI review meetings with hospital coordinators. Have solicited renewing regular meetings/conference calls with County EMSA staff.*
- Work with the Healthcare Advocacy & Outreach Committee to evaluate strategies for bringing additional healthcare services to Cambria and determine optimal plan for proceeding.

*PROGRESS: Consultant agreement signed 1/12/21. RFP distributed and advertised. Followed up with RFP recipients on 2/23/2021. Sent reminder to RFP recipients on 3/10/2021. Have received one proposal as of 3/10/2021. Have engaged partnership with County Behavioral Health to examine potential assistance for mental health programs in the District, especially with youth and elderly. Have set up a meeting March 22, 2021 on Zoom.*



**Cambria Community Healthcare District**  
**Monthly Summary of Revenue and Expenses**  
**MONTH OF FEBRUARY 2021**

	Budget	Actual	Variance
Ambulance	\$ 65,000	\$ 57,332	\$ (7,668)
General Tax	\$ 33,739	\$ 14,992	\$ (18,747)
Special Assessment	\$ 42,126	\$ 17,260	\$ (24,866)
Monterey Contract	\$ 6,000	\$ 6,000	\$ -
Rent	\$ 4,324	\$ 4,324	\$ -
Miscellaneous	\$ 5,187	\$ 14,944	\$ 9,757
GEMT Reimbursement	\$ -	\$ -	\$ -
Bad Debt Recovery	\$ -	\$ -	\$ -
Interest	\$ -	\$ -	\$ -
<b>Total Revenue</b>	<b>\$ 156,376</b>	<b>\$ 114,852</b>	<b>\$ (41,524)</b>
Administration	\$ 16,500	\$ 16,862	\$ 362
Full-Time Para/EMT/Ops	\$ 46,000	\$ 42,311	\$ (3,689)
Part-Time EMT Medics	\$ 9,850	\$ 9,843	\$ (7)
IT Support	\$ -	\$ -	\$ -
Uniform	\$ 500	\$ 852	\$ 352
PERS	\$ 21,000	\$ 16,176	\$ (4,824)
Medical/Dental Ins.	\$ 18,500	\$ 21,276	\$ 2,776
Medicare	\$ 552	\$ 549	\$ (3)
Workers Comp.	\$ -	\$ -	\$ -
Directors Comp.	\$ -	\$ -	\$ -
	<b>\$ 112,902</b>	<b>\$ 107,869</b>	<b>\$ (5,033)</b>
Educational/Travel	\$ 50	\$ 147	\$ 97
License/Permits	\$ 29	\$ 394	\$ 365
Training	\$ 50	\$ 252	\$ 202
Liability/Auto Ins.	\$ -	\$ -	\$ -
Audit Fees	\$ -	\$ -	\$ -
Election	\$ 10,000	\$ -	\$ (10,000)
Legal	\$ 2,000	\$ 1,525	\$ (475)
Utilities	\$ 1,450	\$ 1,471	\$ 21
Office Supplies	\$ 1,200	\$ 2,280	\$ 1,080
Contract Services	\$ 4,000	\$ 3,934	\$ (66)
Facility Repair/Maint.	\$ 1,000	\$ 691	\$ (309)
	<b>\$ 19,779</b>	<b>\$ 10,694</b>	<b>\$ (9,085)</b>
Fleet Fuel/Oil	\$ -	\$ 112	\$ 112
Fleet Maintenance	\$ 1,250	\$ 15,655	\$ 14,405
Medical Equip/Supplies	\$ 4,000	\$ 6,632	\$ 2,632
Vehicle Pmts/ Comm Eq.	\$ 5,035	\$ 5,035	\$ -
	<b>\$ 10,285</b>	<b>\$ 27,434</b>	<b>\$ 17,149</b>
Contingency Reserve	\$ -	\$ -	\$ -
Unit Replacement	\$ -	\$ -	\$ -
Proj. Outreach	\$ 150	\$ 54	\$ (96)
Miscellaneous	\$ 5,100	\$ 6,142	\$ 1,042
	<b>\$ 5,250</b>	<b>\$ 6,196</b>	<b>\$ 946</b>
<b>Total Expenses</b>	<b>\$ 148,216</b>	<b>\$ 152,193</b>	<b>\$ 3,977</b>
<b>Increase/(Decrease)</b>	<b>\$ 8,160</b>	<b>\$ (37,341)</b>	<b>\$ (45,501)</b>

**Cambria Community Healthcare District**  
**Year - To - Date Summary of Revenue and Expenses**  
**For the Eight Months Ended February 28, 2021**

	<u>Budget</u>	<u>Actual</u>	<u>Variance</u>
Ambulance	\$ 405,000	\$ 405,279	\$ 279
General Tax	\$ 410,204	\$ 374,432	\$ (35,772)
Special Assessment	\$ 342,526	\$ 378,029	\$ 35,503
Monterey Contract	\$ 13,500	\$ 25,375	\$ 11,875
Rent	\$ 35,318	\$ 35,492	\$ 174
Miscellaneous	\$ 5,187	\$ 58,673	\$ 53,486
GEMT Reimbursement	\$ -	\$ -	\$ -
Bad Debt Recovery	\$ 1,250	\$ 3,897	\$ 2,647
Interest	\$ 534	\$ 622	\$ 88
<b>Total Revenue</b>	<b>\$ 1,213,519</b>	<b>\$ 1,281,799</b>	<b>\$ 68,280</b>
<b>Administration</b>	<b>\$ 137,550</b>	<b>\$ 128,589</b>	<b>\$ (8,961)</b>
Full-Time Para/EMT/Ops	\$ 364,675	\$ 372,897	\$ 8,222
Part-Time EMT Medics	\$ 56,400	\$ 83,973	\$ 27,573
IT Support	\$ 1,750	\$ 500	\$ (1,250)
Uniform	\$ 4,000	\$ 15,252	\$ 11,252
PERS	\$ 138,600	\$ 177,656	\$ 39,056
Medical/Dental Ins.	\$ 154,720	\$ 149,968	\$ (4,752)
Medicare	\$ 7,391	\$ 9,257	\$ 1,866
Workers Comp.	\$ 49,098	\$ 48,115	\$ (983)
Director Comp.	\$ -	\$ -	\$ -
	<b>\$ 914,184</b>	<b>\$ 986,207</b>	<b>\$ 72,023</b>
<b>Educational/Travel</b>	<b>\$ 400</b>	<b>\$ 147</b>	<b>\$ (253)</b>
License/Permits	\$ 14,252	\$ 12,662	\$ (1,590)
Training	\$ 400	\$ 627	\$ 227
Liability/Auto Ins.	\$ 50,692	\$ 50,794	\$ 102
Audit Fees	\$ 15,000	\$ 13,578	\$ (1,422)
Election	\$ 10,000	\$ -	\$ (10,000)
Legal	\$ 19,500	\$ 16,447	\$ (3,053)
Utilities	\$ 10,550	\$ 11,639	\$ 1,089
Office Supplies	\$ 9,600	\$ 12,247	\$ 2,647
Contract Services	\$ 39,000	\$ 34,989	\$ (4,011)
Facility Repair/Maint.	\$ 47,500	\$ 7,784	\$ (39,716)
	<b>\$ 216,894</b>	<b>\$ 160,914</b>	<b>\$ (55,980)</b>
<b>Fleet Fuel/Oil</b>	<b>\$ 15,000</b>	<b>\$ 11,050</b>	<b>\$ (3,950)</b>
Fleet Maintenance	\$ 8,250	\$ 26,560	\$ 18,310
Medical Equip/Supplies	\$ 32,000	\$ 41,482	\$ 9,482
Vehicle Pmts/ Comm Eq.	\$ 39,054	\$ 39,054	\$ -
	<b>\$ 94,304</b>	<b>\$ 118,146</b>	<b>\$ 23,842</b>
<b>Contingency Reserve</b>	<b>\$ -</b>	<b>\$ -</b>	<b>\$ -</b>
Unit Replacement	\$ 21,000	\$ 15,000	\$ (6,000)
Proj. Outreach	\$ 1,200	\$ 4,143	\$ 2,943
Miscellaneous	\$ 5,800	\$ 24,858	\$ 19,058
	<b>\$ 28,000</b>	<b>\$ 44,001</b>	<b>\$ 16,001</b>
<b>Total Expenses</b>	<b>\$ 1,253,382</b>	<b>\$ 1,309,268</b>	<b>\$ 55,886</b>
<b>Increase/(Decrease)</b>	<b>\$ (39,863)</b>	<b>\$ (27,469)</b>	<b>\$ 12,394</b>

**Cambria Community Healthcare District  
Projected Operating Budget FY 2020 - 2021**

	Actual												2020/2021	2020/2021	Increase
	July	Aug.	Sept.	Oct.	Nov.	Dec.	Jan	Feb	Mar	April	May	June	Actual	Budget (Revised)	(Decrease)
Ambulance	\$ 58,625	\$ 59,483	\$ 50,218	\$ 37,577	\$ 65,719	\$ 24,986	\$ 51,339	\$ 57,332	\$ 57,000	\$ 50,000	\$ 50,000	\$ 50,000	\$ 612,279	\$ 619,947	\$ (7,668)
General Tax	\$ 14,907	\$ 3,176	\$ 75	\$ 56,991	\$ 34,871	\$ 162,521	\$ 86,899	\$ 14,992	\$ 17,165	\$ 121,576	\$ 10,063	\$ 11,247	\$ 534,483	\$ 553,230	\$ (18,747)
Special Assessment	\$ 15,322	\$ -	\$ -	\$ 63,555	\$ 49,988	\$ 147,816	\$ 84,088	\$ 17,260	\$ 18,054	\$ 100,194	\$ 9,027	\$ 10,031	\$ 515,335	\$ 540,201	\$ (24,866)
Monterey Contract	\$ 1,500	\$ 4,500	\$ -	\$ -	\$ 13,375	\$ -	\$ -	\$ 6,000	\$ 1,500	\$ 1,500	\$ -	\$ 1,500	\$ 29,875	\$ 29,875	\$ -
Rent	\$ 4,324	\$ 4,324	\$ 4,624	\$ 4,624	\$ 4,324	\$ 4,324	\$ 4,624	\$ 4,324	\$ 4,624	\$ 4,324	\$ 4,324	\$ 4,624	\$ 53,388	\$ 53,388	\$ -
Miscellaneous	\$ 15	\$ 6,673	\$ 11,847	\$ 317	\$ -	\$ 19,727	\$ 5,150	\$ 14,944	\$ -	\$ -	\$ -	\$ 40,000	\$ 98,673	\$ 88,916	\$ 9,757
GEMT Reimbursement	\$ -	\$ -	\$ -	\$ -	\$ -	\$ -	\$ -	\$ -	\$ -	\$ -	\$ -	\$ -	\$ -	\$ -	\$ -
Bad Debt Recovery	\$ 485	\$ 513	\$ 1,185	\$ 1,714	\$ -	\$ -	\$ -	\$ -	\$ 500	\$ 500	\$ -	\$ 500	\$ 5,397	\$ 5,397	\$ -
Interest	\$ 264	\$ -	\$ -	\$ 205	\$ -	\$ -	\$ 153	\$ -	\$ -	\$ 235	\$ -	\$ -	\$ 857	\$ 857	\$ -
	\$ 95,442	\$ 78,669	\$ 67,949	\$ 164,983	\$ 168,277	\$ 359,374	\$ 232,253	\$ 114,852	\$ 98,843	\$ 278,329	\$ 73,414	\$ 117,902	\$ 1,850,287	\$ 1,891,811	\$ (41,524)
Administration	\$ 14,530	\$ 14,706	\$ 16,462	\$ 16,126	\$ 16,792	\$ 16,605	\$ 16,506	\$ 16,862	\$ 16,500	\$ 16,500	\$ 16,500	\$ 16,500	\$ 194,589	\$ 194,227	\$ 362
Full-Time Para/EMT/Ops	\$ 56,742	\$ 44,110	\$ 46,328	\$ 44,987	\$ 46,135	\$ 46,962	\$ 45,322	\$ 42,311	\$ 46,000	\$ 46,000	\$ 46,000	\$ 46,000	\$ 556,897	\$ 560,586	\$ (3,689)
Part-Time EMT Medics	\$ 12,966	\$ 9,955	\$ 9,852	\$ 9,383	\$ 7,572	\$ 9,332	\$ 15,070	\$ 9,843	\$ 9,850	\$ 9,850	\$ 9,850	\$ 9,850	\$ 123,373	\$ 123,380	\$ (7)
IT Support	\$ 250	\$ 250	\$ -	\$ -	\$ -	\$ -	\$ -	\$ -	\$ -	\$ -	\$ -	\$ -	\$ 500	\$ 500	\$ -
Uniform	\$ 232	\$ 871	\$ 641	\$ 2,164	\$ 5,420	\$ 4,737	\$ 335	\$ 852	\$ 500	\$ 500	\$ 500	\$ 500	\$ 17,252	\$ 16,900	\$ 352
PERS	\$ 32,383	\$ 20,553	\$ 17,987	\$ 26,550	\$ 16,012	\$ 26,792	\$ 21,203	\$ 16,176	\$ 21,000	\$ 21,000	\$ 21,000	\$ 21,000	\$ 261,656	\$ 266,480	\$ (4,824)
Medical/Dental Ins.	\$ 16,973	\$ 18,303	\$ 18,303	\$ 18,303	\$ 18,435	\$ 18,983	\$ 19,392	\$ 21,276	\$ 18,500	\$ 18,500	\$ 18,500	\$ 18,500	\$ 223,968	\$ 221,192	\$ 2,776
Medicare	\$ 1,362	\$ 1,362	\$ 1,362	\$ 1,362	\$ 1,346	\$ 1,362	\$ 552	\$ 549	\$ 552	\$ 552	\$ 552	\$ 552	\$ 11,465	\$ 11,468	\$ (3)
Workers Comp.	\$ -	\$ 13,960	\$ 7,153	\$ 7,089	\$ 7,023	\$ 6,810	\$ 6,080	\$ -	\$ -	\$ -	\$ -	\$ -	\$ 48,115	\$ 48,115	\$ -
Directors Comp.	\$ -	\$ -	\$ -	\$ -	\$ -	\$ -	\$ -	\$ -	\$ -	\$ -	\$ -	\$ -	\$ -	\$ -	\$ -
	\$ 135,438	\$ 124,070	\$ 118,088	\$ 125,964	\$ 118,735	\$ 131,583	\$ 124,460	\$ 107,869	\$ 112,902	\$ 112,902	\$ 112,902	\$ 112,902	\$ 1,437,815	\$ 1,442,848	\$ (5,033)
Educational/Travel	\$ -	\$ -	\$ -	\$ -	\$ -	\$ -	\$ -	\$ 147	\$ 50	\$ 50	\$ 50	\$ 50	\$ 347	\$ 250	\$ 97
License/Permits	\$ 325	\$ 5,148	\$ 400	\$ 218	\$ 437	\$ 5,478	\$ 262	\$ 394	\$ 225	\$ 20	\$ 1,000	\$ 1,000	\$ 14,907	\$ 14,542	\$ 365
Training	\$ -	\$ 169	\$ 158	\$ -	\$ 22	\$ 11	\$ 15	\$ 252	\$ 50	\$ 50	\$ 50	\$ 50	\$ 827	\$ 625	\$ 202
Liability/Auto Ins.	\$ -	\$ 14,413	\$ 7,386	\$ 7,319	\$ 7,252	\$ 7,031	\$ 7,393	\$ -	\$ -	\$ -	\$ -	\$ -	\$ 50,794	\$ 50,794	\$ -
Audit Fees	\$ -	\$ 103	\$ -	\$ -	\$ -	\$ 9,975	\$ 3,500	\$ -	\$ 1,500	\$ -	\$ -	\$ -	\$ 15,078	\$ 15,078	\$ -
Election	\$ -	\$ -	\$ -	\$ -	\$ -	\$ -	\$ -	\$ -	\$ -	\$ -	\$ -	\$ -	\$ -	\$ 10,000	\$ (10,000)
Legal	\$ 2,500	\$ 2,500	\$ 1,405	\$ -	\$ 3,577	\$ 2,975	\$ 1,965	\$ 1,525	\$ 2,000	\$ 2,000	\$ 2,000	\$ 2,000	\$ 24,447	\$ 24,922	\$ (475)
Utilities	\$ 1,380	\$ 1,332	\$ 1,400	\$ 1,336	\$ 1,543	\$ 1,552	\$ 1,625	\$ 1,471	\$ 1,450	\$ 1,450	\$ 1,450	\$ 1,450	\$ 17,439	\$ 17,418	\$ 21
Office Supplies	\$ 497	\$ 1,238	\$ 839	\$ 2,041	\$ 1,544	\$ 1,743	\$ 2,065	\$ 2,280	\$ 1,200	\$ 1,200	\$ 1,200	\$ 1,200	\$ 17,047	\$ 15,967	\$ 1,080
Contract Services	\$ 5,615	\$ 2,199	\$ 6,086	\$ 5,967	\$ 2,352	\$ 5,188	\$ 3,648	\$ 3,934	\$ 3,200	\$ 3,200	\$ 3,200	\$ 3,200	\$ 47,789	\$ 47,855	\$ (66)
Facility Repair/Maint.	\$ 1,442	\$ 299	\$ 873	\$ 1,390	\$ 647	\$ 671	\$ 1,771	\$ 691	\$ 1,000	\$ 1,000	\$ 1,000	\$ 1,000	\$ 11,784	\$ 12,093	\$ (309)
	\$ 11,759	\$ 27,401	\$ 18,547	\$ 18,271	\$ 17,374	\$ 34,624	\$ 22,244	\$ 10,694	\$ 10,675	\$ 8,970	\$ 9,950	\$ 9,950	\$ 200,459	\$ 209,544	\$ (9,085)
Fleet Fuel/Oil	\$ 2,906	\$ -	\$ -	\$ 4,274	\$ -	\$ -	\$ 3,758	\$ 112	\$ -	\$ 4,000	\$ -	\$ -	\$ 15,050	\$ 14,938	\$ 112
Fleet Maintenance	\$ 19	\$ 2,580	\$ 53	\$ 1,760	\$ 935	\$ 2,111	\$ 3,447	\$ 15,655	\$ 1,250	\$ 1,250	\$ 1,250	\$ 1,250	\$ 31,560	\$ 17,155	\$ 14,405
Medical Equip/Supplies	\$ 4,875	\$ 1,764	\$ 3,893	\$ 3,108	\$ 3,044	\$ 11,339	\$ 6,827	\$ 6,632	\$ 4,000	\$ 4,000	\$ 4,000	\$ 4,000	\$ 57,482	\$ 54,850	\$ 2,632
Vehicle Pmts/ Comm Eq.	\$ 7,983	\$ 5,035	\$ -	\$ 7,983	\$ 5,035	\$ -	\$ 7,983	\$ 5,035	\$ 48,466	\$ 7,983	\$ 5,035	\$ -	\$ 100,538	\$ 100,538	\$ -
	\$ 15,783	\$ 9,379	\$ 3,946	\$ 17,125	\$ 9,014	\$ 13,450	\$ 22,015	\$ 27,434	\$ 53,716	\$ 17,233	\$ 10,285	\$ 5,250	\$ 204,630	\$ 187,481	\$ 17,149
Contingency Reserve	\$ -	\$ -	\$ -	\$ -	\$ -	\$ -	\$ -	\$ -	\$ -	\$ -	\$ -	\$ -	\$ -	\$ -	\$ -
Unit Replacement	\$ -	\$ -	\$ -	\$ -	\$ -	\$ 15,000	\$ -	\$ -	\$ -	\$ -	\$ -	\$ -	\$ 15,000	\$ 15,000	\$ -
Proj. Outreach	\$ 1,565	\$ 1,767	\$ 532	\$ -	\$ -	\$ 225	\$ -	\$ 54	\$ 150	\$ 150	\$ 150	\$ 150	\$ 4,743	\$ 4,839	\$ (96)
Miscellaneous	\$ 181	\$ 448	\$ 1,889	\$ 452	\$ 9,708	\$ 5,624	\$ 414	\$ 6,142	\$ 100	\$ 5,100	\$ 100	\$ 100	\$ 30,258	\$ 29,216	\$ 1,042
	\$ 1,746	\$ 2,215	\$ 2,421	\$ 452	\$ 9,708	\$ 20,849	\$ 414	\$ 6,196	\$ 250	\$ 5,250	\$ 250	\$ 250	\$ 50,001	\$ 49,055	\$ 946
<b>Total</b>	\$ 164,726	\$ 163,065	\$ 143,002	\$ 161,812	\$ 154,831	\$ 200,506	\$ 169,133	\$ 152,193	\$ 177,543	\$ 144,355	\$ 133,387	\$ 128,352	\$ 1,892,905	\$ 1,888,928	\$ 3,977
<b>Increase/(Decrease)</b>	\$ (69,284)	\$ (84,396)	\$ (75,053)	\$ 3,171	\$ 13,446	\$ 158,868	\$ 63,120	\$ (37,341)	\$ (78,700)	\$ 133,974	\$ (59,973)	\$ (10,450)	\$ (42,618)	\$ 2,883	\$ (45,501)
Cash Balance						\$ (53,248)						\$ 10,630	\$ (42,618)		
	\$ (69,284)	\$ (153,680)	\$ (228,733)	\$ (225,562)	\$ (212,116)	\$ (53,248)	\$ 9,872	\$ (27,469)	\$ (106,169)	\$ 27,805	\$ (32,168)	\$ (42,618)			

**Cambria Community Healthcare District  
Monthly Financial Report**

FEBRUARY 2021

**Mechanics Bank General Account - New**

Beginning Balance	\$	333,478.98	
Transfer from Trust Account	\$	-	
Transfer to Payroll Account	\$	-	
Transfer from Amb. Procurement Acct	\$	5,035.12	
Transfer from Ambulance revenue Acct.	\$	14,541.89	
CalPers Health Premiums	\$	(12,824.09)	
General Tax	\$	32,252.51	
Less Checking Expenses	\$	(108,414.85)	
Ending Balance			\$264,069.56

**Mechanics Bank General Account - Old**

Beginning Balance	\$	3,655.76	
Rent Income	\$	-	
Transfer to New General Account	\$	(32,252.51)	
Transfer to Ambulance Income Account	\$	(5,301.00)	
Miscellaneous Income	\$	5,301.00	
CalPers Health Premiums	\$	-	
General Tax	\$	32,252.51	
Less Checking Expenses	\$	-	
Ending Balance			\$3,655.76

**Mechanics Bank Ambulance Income Account**

Beginning Balance	\$	9,223.12	
Credit Card Processing Fee	\$	(108.13)	
Transfer from Trust Account	\$	14,541.89	
Transfer to Operating Acct.	\$	(14,541.89)	
Transfer to Payroll Account	\$	(65,000.00)	
Monterey Income	\$	6,000.00	
Ambulance Income	\$	66,396.00	
Ending Balance			\$16,510.99

**Mechanics Bank Payroll Account**

Beginning Balance	\$	6,534.68	
Transfer from Ambulance Account	\$	65,000.00	
Transfer from Operating Account	\$	-	
Expenses	\$	(63,692.81)	
Ending Balance			\$ 7,841.87

**Mechanics Bank Ambulance Procurement Account**

Beginning Balance	\$	13,567.72	
Transfer from Operating Account	\$	-	
Transfer to Operating Account	\$	(5,035.12)	
Bank Credit	\$	-	
Ending Balance			\$ 8,532.60

**Local Agency Investment Fund Account**

**Operating Reserves**

Beginning Balance	\$	96,956.28	
Transfer from Operating Account	\$	-	
Interest	\$	-	
Ending Balance			\$ 96,956.28
<b>ALL ACCOUNTS TOTAL</b>			<b>\$ 397,567.06</b>

**CCHD Trust Account**

Beginning Balance	\$	25,895.18	
Deposit	\$	-	
Withdrawal (Qgiv)		(\$30.00)	
Transfer to Operating Account		(\$14,541.89)	
Ending Balance			<u>\$11,323.29</u>

**Accounts Prior Year Total Comparison**

FEBRUARY	2021	\$	397,567.06
FEBRUARY	2020	\$	<u>407,882.71</u>
Difference		\$	(10,315.65)

# Cambria Community Healthcare District

## Check Detail

February 2021

DATE	TRANSACTION TYPE	NUM	NAME	MEMO/DESCRIPTION	CLR	AMOUNT
10050 Operating (2440) Mechanic's						
02/01/2021	Bill Payment (Check)	5303	Mr. Chris Coronado	boot reimbursement		-200.00
						-200.00
02/01/2021	Bill Payment (Check)	5304	Mr. Chris Coronado	DMV phys. reimbursement		-119.00
						-119.00
02/01/2021	Bill Payment (Check)	5305	Mr. Chris Coronado	Paramedic Lic. reimbursement		-275.00
						-275.00
02/01/2021	Bill Payment (Check)	5306	Adamski Moroski Madden Cumberland & Green	Invoice# 52888	C	-1,525.00
						-1,525.00
02/01/2021	Bill Payment (Check)	5307	Object Health, LLC	CCHD-100	C	-5,000.00
						-5,000.00
02/01/2021	Expense		CalPERS Fiscal Services Division	1900 CALPERS 100000016285416	C	-8,757.88 8,757.88
02/01/2021	Expense		CalPERS Fiscal Services Division	3100 CALPERS 100000016235340	C	-1,933.72 1,933.72
02/01/2021	Expense		CalPERS Fiscal Services Division	3100 CALPERS 100000016238895	C	-1,678.96 1,678.96
02/01/2021	Expense		CalPERS Fiscal Services Division	3100 CALPERS 100000016233092	C	-1,204.37 1,204.37
02/01/2021	Expense		CalPERS Fiscal Services Division	1900 CALPERS 100000016285411	C	-1,006.64 1,006.64
02/01/2021	Expense		CalPERS Fiscal Services Division	3100 CALPERS 100000016236549	C	-425.12 425.12

DATE	TRANSACTION TYPE	NUM	NAME	MEMO/DESCRIPTION	CLR	AMOUNT
02/01/2021	Expense		CalPERS Fiscal Services Division		C	-377.82
				1900 CALPERS 100000016285422		377.82
02/01/2021	Expense		CalPERS Fiscal Services Division		C	-254.73
				1900 CALPERS 100000016285430		254.73
02/01/2021	Expense		CalPERS Fiscal Services Division		C	-194.66
				1900 CALPERS 100000016285438		194.66
02/02/2021	Bill Payment (Check)	5308	Helping Hand Health Education	Invoice# 350	C	-11.00
						-11.00
02/02/2021	Bill Payment (Check)	5309	Michael Bryant	Mileage reimbursment	C	-118.56
						-118.56
02/02/2021	Bill Payment (Check)	5310	Mission Country Disposal	Acct# 4130-8101951	C	-129.57
						-129.57
02/02/2021	Bill Payment (Check)	5311	MP Cloud Technologies	Invoice 3981	C	-599.00
						-599.00
02/02/2021	Bill Payment (Check)	5312	New Times	Invoice# 321916	C	-54.00
						-54.00
02/02/2021	Bill Payment (Check)	5313	PG&E - #A ending 348-9	Acct# 9976402348-9	C	-197.01
						-197.01
02/02/2021	Bill Payment (Check)	5314	PG&E - No Suite	Acct# 5179258810-8	C	-161.74
						-161.74
02/02/2021	Bill Payment (Check)	5315	PG&E - St. Lt.	Acct# 4378486135-3	C	-12.09
						-12.09
02/02/2021	Bill Payment (Check)	5316	PG&E- # C ending 198-9	Acct# 3557298198-9	C	-260.65
						-260.65
02/02/2021	Bill Payment (Check)	5317	Robert W Sayers	FEB 2021 INVOICES	C	-548.83

DATE	TRANSACTION TYPE	NUM	NAME	MEMO/DESCRIPTION	CLR	AMOUNT
						-548.83
02/02/2021	Bill Payment (Check)	5318	US Bank Card	#4246 0445 5565 3652	C	-4,578.68
						-4,578.68
02/03/2021	Bill Payment (Check)	5319	Ken's Body Shop	RO Number 1652	C	-
						14,541.89
						-
						14,541.89
02/03/2021	Bill Payment (Check)	5320	Antonio Mercado	January yard work	C	-150.00
						-150.00
02/05/2021	Bill Payment (Check)	5321	CCHD	TO BE PUT IN NEW PPB ACCOUNTS	C	-1,000.00
						-1,000.00
02/05/2021	Expense		CalPERS Fiscal Services Division		C	-
						12,824.09
				1800 CALPERS 100000016304323		12,824.09
02/05/2021	Expense		CalPERS Fiscal Services Division		C	-50.00
						50.00
				1900 CALPERS 100000016301063		
02/08/2021	Bill Payment (Check)	5322	Airgas West	Acct# 1669170	C	-362.08
						-362.08
02/08/2021	Bill Payment (Check)	5323	BoundTree Medical	Acct# 106918	C	-276.43
						-276.43
02/08/2021	Bill Payment (Check)	5324	Cambria Hardware Center	Acct# 205	C	-114.13
						-114.13
02/08/2021	Bill Payment (Check)	5325	Kitzman Water (Culligan)	Acct# 190231	C	-59.00
						-59.00
02/08/2021	Bill Payment (Check)	5326	Life Assist	Cust.# 93428AMB	C	-261.86
						-261.86
02/08/2021	Bill Payment (Check)	5327	Orkin	ACCOUNT# 2388	C	-80.00
						-80.00



DATE	TRANSACTION TYPE	NUM	NAME	MEMO/DESCRIPTION	CLR	AMOUNT
02/08/2021	Bill Payment (Check)	5328	Principal Financial Grp	Acct# 1088517-10001	C	-934.49
						-934.49
02/08/2021	Bill Payment (Check)	5329	Stryker Medical	Account# 1061304	C	-278.67
						-278.67
02/08/2021	Bill Payment (Check)	5330	Templeton Uniforms, LLC	Rcpts# 135322 & 135383	C	-852.10
						-852.10
02/08/2021	Bill Payment (Check)	5331	William Avery & Associates	Invoices# 3117 & 3118	C	-1,600.00
						-1,600.00
02/08/2021	Bill Payment (Check)	5332	Zoll Medical Corp.	Invoice# 90049522	C	-2,127.76
						-2,127.76
02/11/2021	Bill Payment (Check)	5333	Graybar Financial Services	Contract# 100-5910031-001	C	-163.24
						-163.24
02/11/2021	Bill Payment (Check)	5334	Helping Hand Health Education	Invoice# 351	C	-11.00
						-11.00
02/11/2021	Bill Payment (Check)	5335	SEIU Local 620	Union dues, Check date 01/31/2021	C	-138.24
						-138.24
02/11/2021	Expense		CalPERS Fiscal Services Division	3100 CALPERS 100000016265231	C	-1,948.14 1,948.14
02/11/2021	Expense		CalPERS Fiscal Services Division	3100 CALPERS 100000016265185	C	-1,933.72 1,933.72
02/11/2021	Expense		CalPERS Fiscal Services Division	3100 CALPERS 100000016265271	C	-1,177.36 1,177.36
02/11/2021	Expense		CalPERS Fiscal Services Division	3100 CALPERS 100000016265146	C	-425.12 425.12
02/16/2021	Expense		Sherrington Financial Fitness	SHERRINGTON FINA SALE	C	-1,576.25 1,576.25

DATE	TRANSACTION TYPE	NUM	NAME	MEMO/DESCRIPTION	CLR	AMOUNT
02/18/2021	Bill Payment (Check)	5336	Aflac	Acct# XG624	C	-139.40
						-139.40
02/18/2021	Bill Payment (Check)	5337	BoundTree Medical	Acct# 106918	C	-147.94
						-147.94
02/18/2021	Bill Payment (Check)	5338	Coastal Copy	Acct# CC45	C	-314.24
						-314.24
02/18/2021	Bill Payment (Check)	5339	Cole Chrysler	SO# 799956	C	-1,503.21
						-1,503.21
02/18/2021	Bill Payment (Check)	5340	Halcore Group, Inc.	Customer# 1032003	C	-174.67
						-174.67
02/18/2021	Bill Payment (Check)	5341	SpectrumVoIP	Acct# 8059278304	C	-15.32
						-15.32
02/18/2021	Bill Payment (Check)	5342	Verizon Wireless	Acct# 271000184-00002		-273.90
						-273.90
02/18/2021	Bill Payment (Check)	5343	WEX Bank	Account# 0464-00-755033-8	C	-36.77
						-36.77
02/22/2021	Bill Payment (Check)	5344	BoundTree Medical	Acct# 106918	C	-426.86
						-426.86
02/22/2021	Bill Payment (Check)	5345	Charter Communications	Acct# 824510113 0094588	C	-337.92
						-337.92
02/22/2021	Bill Payment (Check)	5346	Daniel Cariaga	March 2021 Health Premium	C	-876.84
						-876.84
02/22/2021	Bill Payment (Check)	5347	Danny Takaoka	March 2021 Health premium		-1,689.66
						-1,689.66
02/22/2021	Bill Payment (Check)	5348	Donald Melendy	March 2021 Health premium		-1,266.74

DATE	TRANSACTION TYPE	NUM	NAME	MEMO/DESCRIPTION	CLR	AMOUNT
						-1,266.74
02/22/2021	Bill Payment (Check)	5349	Heidi Holmes-Nagy	March 2021 Health premium		-1,266.74
						-1,266.74
02/22/2021	Bill Payment (Check)	5350	Life Assist	Cust.# 93428AMB	C	-1,166.62
						-1,166.62
02/22/2021	Bill Payment (Check)	5351	UnitedHealthCare	Letter Ref# 15268093	C	-65.87
						-65.87
02/22/2021	Bill Payment (Check)	5352	West America Bank	526 000 0303-32-0409 526-01261		-5,035.12
						-5,035.12
02/22/2021	Bill Payment (Check)	5353	BoundTree Medical	Acct# 106918	C	-62.10
						-62.10
02/23/2021	Bill Payment (Check)	5354	Mrs. Kathleen Bramlette	Medical reimbursement	C	-190.00
						-190.00
02/24/2021	Bill Payment (Check)	5355	Coast Unified School District	Invoice# 210006		-36.00
						-36.00
02/24/2021	Expense		CalPERS Fiscal Services Division	1900 CALPERS 100000016317914	C	-8,757.88 8,757.88
02/24/2021	Expense		CalPERS Fiscal Services Division	1900 CALPERS 100000016317911	C	-1,006.64 1,006.64
02/24/2021	Expense		CalPERS Fiscal Services Division	1900 CALPERS 100000016317924	C	-377.82 377.82
02/24/2021	Expense		CalPERS Fiscal Services Division	1900 CALPERS 100000016317933	C	-254.73 254.73
02/24/2021	Expense		CalPERS Fiscal Services Division	1900 CALPERS 100000016317941	C	-194.66 194.66
02/24/2021	Expense		CalPERS Fiscal Services Division		C	-50.00

DATE	TRANSACTION TYPE	NUM	NAME	MEMO/DESCRIPTION	CLR	AMOUNT
				1900 CALPERS 100000016316243		50.00
02/25/2021	Bill Payment (Check)	5356	BoundTree Medical	Acct# 106918		-428.68
						-428.68
02/25/2021	Bill Payment (Check)	5357	Helping Hand Health Education	Invoice# 352		-22.00
						-22.00
02/25/2021	Bill Payment (Check)	5358	SEIU Local 620	Union dues, Check date 2/28/2021		-138.24
						-138.24
02/25/2021	Bill Payment (Check)	5359	So. Calif. Gas Co.	Acct# 12177614307		-23.70
						-23.70
02/25/2021	Bill Payment (Check)	5360	Trophy Hunters	Invoice# 23472		-45.40
						-45.40
02/25/2021	Bill Payment (Check)	5361	BoundTree Medical	Acct# 106918		-4.91
						-4.91
02/25/2021	Bill Payment (Check)	5362	Helping Hand Health Education	Invoice# 353		-208.00
						-208.00
02/26/2021	Bill Payment (Check)	5363	Simone A. Rathbun	Mileage reimbursement	C	-28.31
						-28.31
10200 Ambulance (4571) Income Mechanics						
02/09/2021	Expense		WORLDPAY CC		C	-108.13
				WORLDPAY CCDMTHCHGS 0L731Q		108.13
10400 Chase Trust (0738)						
02/03/2021	Check	101			C	-
						14,541.89
				CHECK 101		14,541.89

## Activity Summary - February 2021

AgencyName	PrimaryPayerClasses	PrimaryPayerName	TripCount	Gross Charges	Contract Allow	Net Charges	Payments	Write Off's	Refunds	Balance
Cambria Community Healthcare District	MEDI-CAL/CENCAL	CENCAL HEALTH	4	\$18,842.00	(\$12,413.19)	\$6,428.81	(\$1,226.81)	\$0.00	\$0.00	\$5,202.00
		California Medicaid - Medi-Cal	1	\$5,519.00	\$0.00	\$5,519.00	\$0.00	\$0.00	\$0.00	\$5,519.00
		<b>Totals</b>	<b>5</b>	<b>\$24,361.00</b>	<b>(\$12,413.19)</b>	<b>\$11,947.81</b>	<b>(\$1,226.81)</b>	<b>\$0.00</b>	<b>\$0.00</b>	<b>\$10,721.00</b>
	MEDICARE	CA Medicare Part B South (J1 - PGBA)	18	\$80,312.00	(\$119,943.49)	(\$39,631.49)	(\$20,951.47)	(\$1,055.63)	\$0.00	(\$61,638.59)
		Railroad Medicare	1	\$4,899.00	\$0.00	\$4,899.00	\$0.00	\$0.00	\$0.00	\$4,899.00
		<b>Totals</b>	<b>19</b>	<b>\$85,211.00</b>	<b>(\$119,943.49)</b>	<b>(\$34,732.49)</b>	<b>(\$20,951.47)</b>	<b>(\$1,055.63)</b>	<b>\$0.00</b>	<b>(\$56,739.59)</b>
	OTHER	Anthem Blue Cross	2	\$9,736.00	(\$1,763.02)	\$7,972.98	(\$15,352.39)	(\$1,522.87)	\$0.00	(\$8,902.28)
		BLUE SHIELD OF CA - 65 PLUS	1	\$5,457.00	(\$8,180.16)	(\$2,723.16)	(\$897.84)	\$0.00	\$0.00	(\$3,621.00)
		Blue Shield of California	1	\$4,899.00	\$0.00	\$4,899.00	\$0.00	(\$250.00)	\$0.00	\$4,649.00
		Coastal Communities Physician Network	1	\$4,809.00	\$0.00	\$4,809.00	\$0.00	\$0.00	\$0.00	\$4,809.00
		Health Net Medi-Cal	0	\$0.00	(\$4,875.62)	(\$4,875.62)	(\$339.00)	\$0.00	\$0.00	(\$5,214.62)
		Kaiser Foundation Health Plan of Northern CA Region	0	\$0.00	\$0.00	\$0.00	(\$14,446.45)	\$0.00	\$0.00	(\$14,446.45)
		Kaiser Foundation Health Plan of Southern CA Region	0	\$0.00	(\$4,475.07)	(\$4,475.07)	(\$803.93)	\$0.00	\$0.00	(\$5,279.00)
		OSCAR HEALTH INSURANCE EXCHANGE	0	\$0.00	\$0.00	\$0.00	(\$30.00)	\$0.00	\$0.00	(\$30.00)
		SCAN HEALTHPLAN	0	\$0.00	(\$4,520.77)	(\$4,520.77)	(\$696.23)	\$0.00	\$0.00	(\$5,217.00)
		TRICARE WEST	0	\$0.00	\$0.00	\$0.00	\$0.00	\$0.00	\$0.00	\$0.00
		UnitedHealthcare	1	\$625.00	\$0.00	\$625.00	(\$50.00)	\$0.00	\$0.00	\$575.00
		UnitedHealthcare Medicare Solutions / UnitedHealthcare MedicareDirect	1	\$625.00	(\$12,472.63)	(\$11,847.63)	(\$2,528.37)	\$0.00	\$0.00	(\$14,376.00)
		VETERANS ADM - COMMUNITY CARE	0	\$0.00	\$0.00	\$0.00	\$0.00	\$0.00	\$0.00	\$0.00
		<b>Totals</b>	<b>7</b>	<b>\$26,151.00</b>	<b>(\$36,287.27)</b>	<b>(\$10,136.27)</b>	<b>(\$35,144.21)</b>	<b>(\$1,772.87)</b>	<b>\$0.00</b>	<b>(\$47,053.35)</b>
		SELF PAY	SELF PAY	8	\$31,906.00	\$0.00	\$31,906.00	(\$10.00)	\$0.00	\$0.00
	<b>Totals</b>		<b>8</b>	<b>\$31,906.00</b>	<b>\$0.00</b>	<b>\$31,906.00</b>	<b>(\$10.00)</b>	<b>\$0.00</b>	<b>\$0.00</b>	<b>\$31,896.00</b>
		HEALTH COST SOLUTIONS - CAL FORENSIC	1	\$3,551.00	\$0.00	\$3,551.00	\$0.00	\$0.00	\$0.00	\$3,551.00
		HEALTH NET HMO CLAIMS	1	\$4,385.00	\$0.00	\$4,385.00	\$0.00	\$0.00	\$0.00	\$4,385.00
		MONTEREY COUNTY CHP	0	\$0.00	\$0.00	\$0.00	\$0.00	\$0.00	\$0.00	\$0.00
		<b>Totals</b>	<b>2</b>	<b>\$7,936.00</b>	<b>\$0.00</b>	<b>\$7,936.00</b>	<b>\$0.00</b>	<b>\$0.00</b>	<b>\$0.00</b>	<b>\$7,936.00</b>
	<b>Totals</b>	<b>Totals</b>	<b>41</b>	<b>\$175,565.00</b>	<b>(\$168,643.95)</b>	<b>\$6,921.05</b>	<b>(\$57,332.49)</b>	<b>(\$2,828.50)</b>	<b>\$0.00</b>	<b>(\$53,239.94)</b>
<b>Totals</b>	<b>Totals</b>	<b>41</b>	<b>\$175,565.00</b>	<b>(\$168,643.95)</b>	<b>\$6,921.05</b>	<b>(\$57,332.49)</b>	<b>(\$2,828.50)</b>	<b>\$0.00</b>	<b>(\$53,239.94)</b>	

## Aging By DOS Detail with Summary - February 2021

	Sum(Age 0_30)	Sum(Age 31_60)	Sum(Age 61_90)	Sum(Age 91_120)	Sum(AgeOver120)	Sum(Net Balance)
<b>Cambria Community Healthcare District</b>						
<b>AMA INSURANCE AGENCY Totals</b>	\$324.75	\$0.00	\$0.00	\$0.00	0.00	\$324.75
<b>Anthem Blue Cross Totals</b>	\$5,498.46	\$6,264.25	\$0.00	\$0.00	625.00	\$12,387.71
<b>ARIZONA COMPLETE HEALTH Totals</b>	\$0.00	\$0.00	\$0.00	\$0.00	5,315.00	\$5,315.00
<b>BLUE SHIELD OF CA - 65 PLUS Totals</b>	\$5,457.00	\$0.00	\$200.00	\$0.00	0.00	\$5,657.00
<b>Blue Shield of California Totals</b>	\$4,899.00	\$9,996.00	\$4,911.00	\$0.00	10,098.00	\$29,904.00
<b>California Medicaid - Medi-Cal Totals</b>	\$5,519.00	\$0.00	\$0.00	\$0.00	0.00	\$5,519.00
<b>CALOPTIMA MEDI-CAL Totals</b>	\$0.00	\$5,531.00	\$0.00	\$0.00	0.00	\$5,531.00
<b>CA Medicare Part B South (J1 - PGBA) Totals</b>	\$44,742.00	\$287.61	\$4,953.00	\$0.00	0.00	\$49,982.61
<b>CENCAL HEALTH Totals</b>	\$13,865.00	\$4,977.00	\$162.63	\$3,917.00	625.00	\$23,546.63
<b>Coastal Communities Physician Network Totals</b>	\$0.00	\$4,809.00	\$0.00	\$5,043.00	5,207.00	\$15,059.00
<b>HEALTH COST SOLUTIONS - CAL FORENSIC Totals</b>	\$3,551.00	\$0.00	\$0.00	\$0.00	0.00	\$3,551.00
<b>HEALTH NET HMO CLAIMS Totals</b>	\$0.00	\$4,385.00	\$0.00	\$0.00	0.00	\$4,385.00
<b>HEALTH PLAN OF NEVADA/UHC CHOICE Totals</b>	\$0.00	\$0.00	\$0.00	\$5,261.00	0.00	\$5,261.00
<b>Humana Inc. Totals</b>	\$159.38	\$0.00	\$164.94	\$0.00	0.00	\$324.32
<b>Kaiser Foundation Health Plan of Northern CA Region Totals</b>	\$0.00	\$250.00	\$0.00	\$0.00	0.00	\$250.00
<b>Kaiser Foundation Health Plan of Southern CA Region Totals</b>	\$0.00	\$0.00	\$1,250.00	\$0.00	0.00	\$1,250.00
<b>MONTEREY COUNTY CHP Totals</b>	\$0.00	\$0.00	\$0.00	\$0.00	4,677.00	\$4,677.00
<b>MONTEREY COUNTY SHERIFF'S OFFICE Totals</b>	\$0.00	\$0.00	\$0.00	\$0.00	7,463.00	\$7,463.00
<b>Mutual of Omaha Insurance Company Totals</b>	\$0.00	\$0.00	\$0.00	\$0.00	-474.53	(\$474.53)
<b>Railroad Medicare Totals</b>	\$4,899.00	\$0.00	\$0.00	\$0.00	0.00	\$4,899.00
<b>SELF PAY Totals</b>	\$17,529.00	\$20,336.68	\$13,377.56	\$967.42	17,758.77	\$69,969.43
<b>TRICARE WEST Totals</b>	\$0.00	\$0.00	\$0.00	\$0.00	5,183.00	\$5,183.00
<b>UnitedHealthcare Totals</b>	\$625.00	\$0.00	\$5,459.00	\$0.00	0.00	\$6,084.00
<b>UnitedHealthcare Medicare Solutions / UnitedHealthcare MedicareDirect Totals</b>	\$625.00	\$0.00	\$0.00	\$0.00	0.00	\$625.00
<b>VETERANS ADM - COMMUNITY CARE Totals</b>	\$0.00	\$0.00	\$0.00	\$0.00	12,380.00	\$12,380.00

	<b>Sum(Age 0_30)</b>	<b>Sum(Age 31_60)</b>	<b>Sum(Age 61_90)</b>	<b>Sum(Age 91_120)</b>	<b>Sum(AgeOver120)</b>	<b>Sum(Net Balance)</b>
<b>WELLPATH C/O SHERIFF'S OFFICE Totals</b>	<b>\$0.00</b>	<b>\$0.00</b>	<b>\$0.00</b>	<b>\$0.00</b>	<b>5,844.00</b>	<b>\$5,844.00</b>
<b>WESTERN TEAMSTERS WELFARE TRUST Totals</b>	<b>\$0.00</b>	<b>\$163.38</b>	<b>\$0.00</b>	<b>\$0.00</b>	<b>0.00</b>	<b>\$163.38</b>
<b>Cambria Community Healthcare District Totals</b>	<b>\$107,693.59</b>	<b>\$56,999.92</b>	<b>\$30,478.13</b>	<b>\$15,188.42</b>	<b>74,701.24</b>	<b>\$285,061.30</b>
<b>Totals</b>	<b>\$107,693.59</b>	<b>\$56,999.92</b>	<b>\$30,478.13</b>	<b>\$15,188.42</b>	<b>74,701.24</b>	<b>\$285,061.30</b>

**CAMBRIA COMMUNITY HEALTHCARE DISTRICT**

**TO:** Board of Directors Agenda No. E.1

**FROM:** Michael Groves, EMS Coordinator

**BOARD MEETING DATE:** March 16, 2021

**AGENDA DESCRIPTION:** SLO EMSA Annual Report

**RECOMMENDATION(S):** Review of latest information from the County office of Emergency Medical Services Agency.

**FISCAL IMPACT:** No fiscal impact.

**DISCUSSION:**

**Attachments:**

BOARD ACTION:

DATE OF VOTE:

UNANIMOUS: \_\_\_\_

FEDOROFF\_\_\_\_ RICE\_\_\_\_ MILEUR\_\_\_\_ MONTALVO\_\_\_\_ LOMELI\_\_\_\_



## **CAMBRIA COMMUNITY HEALTHCARE DISTRICT**

**TO:** Board of Directors Agenda No. E.2

**FROM:** Michael McDonough, Administrator and Jeff Minnery, Legal Counsel

**BOARD MEETING DATE:** March 16, 2021

**AGENDA DESCRIPTION:** California Voting Rights Act (CVRA) Resolution 17-21 declaring the District's intention to transition from At-large to District-based elections by November 2022.

### **RECOMMENDATION(S):**

1. Adopt a Resolution to transition to By-District Elections Beginning with the 2022 Election
2. Authorize the Administrator to contract with a Demographer to begin drawing District maps.

### **FISCAL IMPACT:**

The cost to move from at-large to district-based elections is unknown at this time. As summarized in the actions above, the costs to hire a demographer, pay any associated legal costs and the staff time to conduct public outreach and hold the required public hearings could be substantial. Staff will be working to estimate these costs and will request approval from the Board of any expenditures as the District moves forward.

### **DISCUSSION:**

The District currently elects its Board through an at-large electoral system. The California Voting Rights Act (CVRA) allows for legal challenges alleging that an at-large system has resulted in racially polarized voting within a jurisdiction and seeking a court order that a jurisdiction convert to a district-based election system. This report summarizes the actions needed to move towards compliance with CVRA.

#### Background

The District currently elects its Board through an at-large electoral system in which each Board member may reside anywhere within the District boundaries, is elected by the entire electorate, and the candidates with the most votes fill the open seats. This electoral system is known as the "multi-seat plurality electoral system."

The CVRA allows for legal challenges alleging that an at-large system has resulted in racially polarized voting within a jurisdiction and seeking a court order that a jurisdiction convert to a district-based election system. A district-based electoral system is one in which a jurisdiction is divided into separate geographic districts, each with one representative who resides in the district and is elected only by the voters residing within the district. In a district-based system, voters within each district may vote for only one candidate. "Racially polarized voting" under the CVRA means:

"Voting in which there is a difference, as defined in case law regarding enforcement of the federal Voting Rights Act of 1965 (52 U.S.C. Sec. 10301 et seq.), in the choice of candidates or other electoral choices that are preferred by voters in a protected class, and in the choice of candidates and electoral choices that are preferred by voters in the rest of the electorate. The methodologies for estimating group voting behavior as approved in applicable federal cases to enforce the federal Voting Rights Act of 1965 (52 U.S.C. Sec. 10301 et seq.) to establish racially polarized voting may be used for purposes of this section to prove that elections are characterized by racially polarized voting."

Moving to a district-based election system is considered the “safe harbor” under the California Voting Rights Act that prevents a CVRA lawsuit alleging the dilution of protected class voting strength.

Next Steps

As part of the District’s diligence in conducting its business consistent with laws and regulations, the District is committed to remaining in compliance with the California Voting Rights Act (CVRA). Adopting Resolution number 17-21 is the first step in establishing compliance with CVRA. As outlined in the attached Resolution, following the adoption of the Resolution, the District will need to consider adoption of an ordinance and/or resolution to institute a district-based election system as authorized under Elections Code section 10650 before the November 2022 election.

Prior to considering an ordinance and/or resolution to institute a district-based election system, the District will take the following actions pursuant to Elections Code section 10010:

- Hire a qualified consultant to provide demographic services and assist in the preparation of proposed district maps;
- Conduct public outreach, including to non-English speaking communities, to explain the districting process and to encourage public participation;
- Before drawing a draft map or maps of the proposed division boundaries, hold at least two public hearings at which the public is invited to provide input regarding the composition of the districts and to consider district boundaries;
- After drawing a draft map or maps, publish the draft map(s) and the potential sequence of the district elections and hold at least two public hearings at which the public is invited to provide input regarding the content of the draft map or maps and the proposed sequence of elections; and
- Hold a public hearing at which the District will consider the adoption of an ordinance establishing district-based elections, including a district boundary map and the sequence of the district elections.

Results

The process to move to by-district elections for the 2022 election will be initiated. Compliance with the CVRA helps to ensure a well governed community.

**Attachments:**

**A) Resolution 17-21**

BOARD ACTION:

DATE OF VOTE:

UNANIMOUS: \_\_\_\_

FEDOROFF\_\_\_\_ RICE\_\_\_\_ MILEUR\_\_\_\_ MONTALVO\_\_\_\_ LOMELI\_\_\_\_

**Attachment A**

**RESOLUTION 17-21**

**A RESOLUTION OF THE BOARD OF DIRECTORS  
OF THE CAMBRIA COMMUNITY HEALTHCARE DISTRICT  
DECLARING ITS INTENTION TO TRANSITION FROM  
AT-LARGE TO DISTRICT-BASED ELECTIONS BY NOVEMBER 2022**

**WHEREAS**, the Board of Directors of the Cambria Community Healthcare District (the "District") is currently elected in at-large elections, in which each District member is elected by the registered voters of the entire District; and

**WHEREAS**, the California Elections Code section 10650 permits the governing body of a special district to adopt a resolution that requires members of the governing body to be elected using district-based elections, without being required to submit the resolution to the voters for approval; and

**WHEREAS**, the California Voting Rights Act ("CVRA") prohibits any political subdivision from using any at-large method of election that "impairs the ability of a protected class to elect candidates of its choice or influence the outcome of an election, as a result of the dilution or the abridgement of the rights of voters who are members of the protected class..." (Elections Code section 14027); and

**WHEREAS**, the CVRA provides for a prospective plaintiff to allege "racially polarized voting" in a jurisdiction with an at-large voting system and to seek change that would result in the jurisdiction utilizing a district-based voting system; and

**WHEREAS**, the District denies that its at-large voting system violates the CVRA or any other provision of law and asserts that it is legal in all respects; and

**WHEREAS**, the District has nevertheless determined due to the high cost of litigation, including the potential payment of a plaintiff's attorneys' fees, that the public interest is better served by initiating a process for transition to a district-based election system in order to avoid the costs associated with defending a potential lawsuit under the CVRA; and

**WHEREAS**, the District desires to declare its intention to adopt a resolution transitioning from at-large to district-based elections for its November 2022 election, establish specific steps it will undertake to facilitate this transition, and establish an estimated timeframe for doing so.

**NOW, THEREFORE, IT IS HEREBY RESOLVED** by the Board of Directors of the Cambria Community Healthcare District, as follows:

1. The above recitals are true and correct and incorporated herein by this reference.
2. Before the November 2022 regular election, the District will consider adoption of an ordinance and/or resolution to institute a district-based election system as authorized under Elections Code section 10650.
3. Prior to considering an ordinance and/or resolution to institute a district-based election system, the District will take the following actions pursuant to Elections Code section 10010:
  - a. Hire a qualified consultant to provide demographic services and assist in the preparation of proposed district maps;
  - b. Conduct public outreach, including to non-English speaking communities, to explain the districting process and to encourage public participation;

- c. Before drawing a draft map or maps of the proposed division boundaries, hold at least two public hearings at which the public is invited to provide input regarding the composition of the districts and to consider district boundaries;
  - d. After drawing a draft map or maps, publish the draft map(s) and the potential sequence of the district elections and hold at least two public hearings at which the public is invited to provide input regarding the content of the draft map or maps and the proposed sequence of elections; and
  - e. Hold a public hearing at which the District will consider the adoption of an ordinance establishing district-based elections, including a district boundary map and the sequence of the district elections.
4. This resolution will take effect upon its adoption and wherein the District declares that the change in method of election is being made in furtherance of the purposes of the California Voting Rights Act.
  5. The General Manager is hereby authorized to enter into a professional services contract as necessary with a consultant qualified to provide demographic services to the District.

On the motion of Director \_\_\_\_\_, seconded by Director \_\_\_\_\_  
and on the following roll call vote, to wit:

Ayes: \_\_\_\_\_  
 Noes: \_\_\_\_\_  
 Abstain: \_\_\_\_\_  
 Absent: \_\_\_\_\_

The foregoing resolution is hereby passed, approved, and adopted by the Board of Directors of the Cambria Community Healthcare District this 16th day of March 2021.

\_\_\_\_\_  
 Igor "Iggy" Fedoroff  
 President, Board of Directors  
 Cambria Community Healthcare District

ATTEST:

APPROVED AS TO FORM:

\_\_\_\_\_  
 Laurie Mileur  
 Secretary of the Board

\_\_\_\_\_  
 Jeffrey A. Minnery  
 District Legal Counsel

**CAMBRIA COMMUNITY HEALTHCARE DISTRICT**

**TO:** Board of Directors Agenda No. E.3

**FROM:** Michael McDonough, Administrator

**BOARD MEETING DATE:** March 16, 2021

**AGENDA DESCRIPTION:** Part-time reserve ambulance staff wage analysis.

**RECOMMENDATION(S):**

Review current wages for part-time ambulance personnel and local market trends, for possible Board approval of new wage structure for reserve ambulance staff.

**FISCAL IMPACT:**

If the part-time wage structure were increased 10% the first year, as a “catch-up”, the estimated increase in payroll would amount to \$985/month or \$11,820/year one. Consequently, to further improve recruitment potential a 20% “catch-up” increase would cost \$1970/month or \$23,640/year one. A 30% “catch-up” increase would cost \$2955/month or \$35,460/year one. Years 2&3 would increase 5%, in line with the full-time MOU. See Attachment A for detail.

The increase in full-time payroll cost from FY2019 to FY2020 was \$32,460.

**DISCUSSION:**

The part-time wage structure at the District has not been modified for approximately 10+ years. In order to attract and retain a sufficient number of part-time field employees, it would be appropriate to evaluate an increase in the wages. This would potentially reduce the number of full-time employees who would be called upon to work overtime, thus reducing overtime costs. As the District promotes from the part-time roster, it would also increase the number of candidates to compete for full-time openings when they occur. This would improve the ability for the Operations Manager to fill full-time openings.

**Attachments:**

A) Part-Time Hourly Pay Rate Comparison

**BOARD ACTION:**

**DATE OF VOTE:**

**UNANIMOUS:** \_\_\_\_

**FEDOROFF**\_\_\_\_ **RICE**\_\_\_\_ **MILEUR**\_\_\_\_ **MONTALVO**\_\_\_\_ **LOMELI**\_\_\_\_

**Attachment A**

<b>Part-Time Hourly Pay Rate Comparison</b>									
<b>CCHD</b>				<b>SLAS</b>					
Current				Current					
EMT		Paramedic		EMT			Paramedic		
12h.	24h.	12h.	24h.	Step	12h.	24h.	12h.	24h.	
\$17	\$14	\$19	\$17	1	\$25.64	\$21.02	\$29.93	\$24.54	
<i>Proposed: 10% year 1, 5% years 2&amp;3</i>				2	\$26.40	\$21.65	\$32.03	\$26.25	
1	\$18.70	\$15.40	\$20.90	\$18.70	3	\$27.18	\$22.29	\$34.25	\$28.08
2	\$19.64	\$16.17	\$21.95	\$19.64	4			\$36.65	\$30.05
3	\$20.62	\$16.98	\$23.05	\$20.62	5			\$39.21	\$32.15
<i>Proposed: 20% year 1, 5% years 2&amp;3</i>				6				\$41.96	\$34.40
1	\$20.40	\$16.80	\$22.80	\$20.40	7			\$44.88	\$36.80
2	\$21.42	\$17.64	\$23.94	\$21.42	8			\$48.02	\$39.36
3	\$22.49	\$18.52	\$25.14	\$22.49					
<i>Proposed: 30% year 1, 5% years 2&amp;3</i>									
1	\$22.10	\$18.20	\$24.70	\$22.10					
2	\$23.21	\$19.11	\$25.94	\$23.21					
3	\$24.37	\$20.07	\$27.24	\$24.37					

**Full-Time Hourly Pay Rates – Current MOU**

24 Hour Shifts (Employees Hired Before December 16<sup>th</sup>, 2014)

Years Of Service	EMT Hourly Rate	EMT Overtime Rate	Paramedic Hourly Rate	Paramedic Overtime Rate
5	\$14.20	\$ 21.30	\$22.48	\$ 33.72
10	\$14.92	\$ 22.38	\$23.60	\$ 35.40
15	\$15.30	\$ 22.95	\$24.19	\$ 36.29
20	\$15.69	\$ 23.54	\$24.80	\$ 37.20

24 Hour Shifts (Employees Hired After December 16<sup>th</sup>, 2014 & Prior to August 1, 2020)

Years Of Service	Paramedic Hourly Rate	Paramedic Overtime Rate
1	\$18.28	\$ 27.42
2	\$18.65	\$ 27.98
3	\$18.65	\$ 27.98
4	\$18.92	\$ 28.38
5	\$18.92	\$ 28.38
10	\$19.20	\$ 28.80
15	\$20.17	\$ 30.26
20	\$20.68	\$ 31.02

12 Hour Shifts (Employees Hired Before December 16<sup>th</sup>, 2014)

Years Of Service	EMT Hourly Rate	EMT Overtime Rate	Paramedic Hourly Rate	Paramedic Overtime Rate
1	\$17.04	\$ 25.56	\$26.71	\$ 40.07
2	\$17.89	\$ 26.84	\$28.12	\$ 42.18
3	\$18.79	\$ 28.19	\$29.61	\$ 44.42
4	\$19.73	\$ 29.60	\$31.18	\$ 46.77
5	\$20.73	\$ 31.10	\$32.81	\$ 49.22
10	\$21.25	\$ 31.88	\$34.45	\$ 51.68
15	\$21.79	\$ 32.69	\$35.31	\$ 52.97
20	\$22.32	\$ 33.48	\$36.19	\$ 54.29

12 Hour Shifts (Employees Hired After December 16<sup>th</sup>, 2014 & Prior to August 1, 2020)

Years Of Service	EMT Hourly Rate	EMT Overtime Rate	Paramedic Hourly Rate	Paramedic Overtime Rate
1	\$16.88	\$ 25.32	\$26.68	\$ 40.02
2	\$17.21	\$ 25.82	\$27.22	\$ 40.83
3	\$17.21	\$ 25.82	\$27.22	\$ 40.83
4	\$17.47	\$ 26.21	\$27.63	\$ 41.45
5	\$17.47	\$ 26.21	\$27.63	\$ 41.45
10	\$17.73	\$ 26.60	\$28.03	\$ 42.05
15	\$18.62	\$ 27.93	\$29.44	\$ 44.16
20	\$19.09	\$ 28.64	\$30.17	\$ 45.26

New Hire After August 1, 2020

24 Hour Shift Employees

Years Of Service	EMT Hourly Rate	EMT Overtime Rate	Paramedic Hourly Rate	Paramedic Overtime Rate
1	\$13.00	\$ 19.50	\$17.00	\$ 25.50
2	\$ 13.33	\$ 20.00	\$ 17.43	\$ 26.15
3	\$ 13.66	\$ 20.49	\$ 17.87	\$ 26.81
4	\$ 14.00	\$ 21.00	\$ 18.32	\$ 27.48
5	\$ 14.35	\$ 21.53	\$ 18.78	\$ 28.17
10	\$ 14.71	\$ 22.07	\$ 19.25	\$ 28.88
15	\$ 15.08	\$ 22.62	\$ 19.73	\$ 29.60
20	\$ 15.46	\$ 23.19	\$ 20.22	\$ 30.33

12 Hour Shift Employees

Years Of Service	EMT Hourly Rate	EMT Overtime Rate	Paramedic Hourly Rate	Paramedic Overtime Rate
1	\$16.00	\$ 24.00	\$22.00	\$ 33.00
2	\$ 16.40	\$ 24.60	\$ 22.55	\$ 33.83
3	\$ 16.81	\$ 25.22	\$ 23.11	\$ 34.67
4	\$ 17.23	\$ 25.85	\$ 23.69	\$ 35.54
5	\$ 17.66	\$ 26.49	\$ 24.28	\$ 36.42
10	\$ 18.10	\$ 27.15	\$ 24.89	\$ 37.34
15	\$ 18.55	\$ 27.83	\$ 25.51	\$ 38.27
20	\$ 19.01	\$ 28.52	\$ 26.15	\$ 39.23

**CAMBRIA COMMUNITY HEALTHCARE DISTRICT**

**TO:** Board of Directors Agenda No. E.4

**FROM:** Tim Benes, Operations Manager

**BOARD MEETING DATE:** March 16, 2021

**AGENDA DESCRIPTION:** Status of Unit 17 – Recommended for surplus disposal.

**RECOMMENDATION(S):**

- a) Authorize staff to prepare Unit 17 for surplus disposal, to include:
  - a. Remove any usable emergency lighting, for potential resale online, with proceeds to go into the ambulance procurement fund.
  - b. Remove any identification decals and/or District logo's.
  - c. Remove any usable ambulance parts for future use on fleet maintenance.
- b) Authorize the Administrator to remove Unit 17 from the District's fleet, through an "As-Is" sale, with any proceeds to be deposited into the Ambulance Procurement Account.

**FISCAL IMPACT:**

The potential savings by using recovered parts and the revenue from the sales of emergency lighting equipment is unknown at this time, but is of consideration as a potential source of cost savings.  
 Potential savings by not making required repairs to keep Unit 17 in service = \$20,000  
 The sale of the unit "As-Is" has the potential revenue of approximately \$2,000-\$3,000.

**DISCUSSION:**

Unit 17 is a 2006 Dodge Sprinter Ambulance with 222,933 miles on it. This unit was placed into service in 2006 and serviced the district for many years. In the month of February, it was written up for a "odd noise" in the engine when the unit was hot. The unit was taken to Cole in SLO, who have the only certified Sprinter Tech on the Central Coast, to diagnose the problem with the engine. It was diagnosed with a catastrophic engine failure. The turbocharger bearings are starting to fail. The tech explained that the only fix for the unit is to replace the turbocharger. The cost of the repairs is just under \$10,000.00. Recently it was determined that the cost of the body repairs, due to corrosion, are about \$10,000.00.

Two other private repair shops have refused to even work on the unit given the fact that it is an ambulance and the extremely high mileage on the unit. All of the mechanics believe that, given the mileage and age of the vehicle, replacing this part would only lead to the need to replace other parts and increase the cost of repairs for a vehicle that should be taking out of service and sold.

Given the cost of both these repairs, the high mileage, and ongoing cost of mounting repairs I am requesting that this unit be moved to a surplus status and removed from our fleet.

**BOARD ACTION:**

**DATE OF VOTE:**

UNANIMOUS: \_\_\_\_  
 FEDOROFF\_\_\_\_ RICE\_\_\_\_ MILEUR\_\_\_\_ MONTALVO\_\_\_\_ LOMELI\_\_\_\_



## **CAMBRIA COMMUNITY HEALTHCARE DISTRICT**

**TO:** Board of Directors Agenda No. E.5

**FROM:** Mike McDonough, Administrator

**BOARD MEETING DATE:** March 16, 2021

**AGENDA DESCRIPTION:** Preemptive Upstaffing Proposal – Anticipated increased emergency response & ambulance transport demand during holiday weekends.

### **RECOMMENDATION(S):**

Board consideration for approval of pre-emptive upstaffing during peak periods from Memorial Day weekend to Labor Day weekend (May 28 – September 6, 2021)

### **FISCAL IMPACT:**

- a) Cost of housing extra night crew is approximately \$300 per night utilizing a local motel.
- b) Approximate labor cost of upstaffing, per 24-hour operational period, is \$360.
- c) Example: estimated cost for Memorial Day weekend coverage = \$1,980.
- d) Any increased cost of supplies and fuel would be offset by call revenue.

### **DISCUSSION:**

- A review of historical EMS and ambulance transport data from 2010 - 2020 shows increased demand over weekends (Friday-Sunday) with greatest peaks during the months of June, July, and August. (see attachment). The recent Hwy. 1 closure has increased CCHD response area north to mile marker 32 in Monterey County. This area has numerous tourist destinations including hiking trails, day and overnight campgrounds, hotels, and other venues. Hwy. 1 repair should be completed sometime this summer.
- Pre-Hwy. 1 closure, CCHD had an average of 2 responses per month into Monterey County. For a June 1 to September 1 period the Monterey County responses were:
  - 2018: 7 - 2019: 5 - 2020: 9
- The CCHD Operations Manager anticipates a significant increase in EMS /ambulance transport calls into Monterey County due to increased traffic and tourist volume with the reopening of state parks and campgrounds as pandemic restrictions are lifted.
- How much demand is unknown but there is the potential to more than double or triple current demand during peak travel periods.
- A Monterey County response requires 2.5 to 6 hours from start to finish. Increased call volume to this area will, in turn, require more reliance on our mutual-aid partner, SLAS, to provide coverage. Mutual-aid coverage adds an extra 14 minutes or more to each response time to the scene.
- Proposed preemptive pilot from May 28-31, 2021 (Memorial Day weekend) for anticipated increased in 911 response demand.
- Estimated increase in Monterey County calls = 5.
- Preemptive upstaffing benefits –
  - sufficient lead time to schedule additional staffing.
  - Increased likelihood that CCHD EMS/ambulance resources remain available for District residents as well as Monterey County.
  - Potential MC revenue may cover if not exceed additional upstaffing costs.
- Multiple intangibles: greater community confidence, provides CCHD crew with additional backup relieving anxiety, stress, and provides time for rest/sleep and boost overall morale.

**Attachments:**

A) Transport Call Statistics

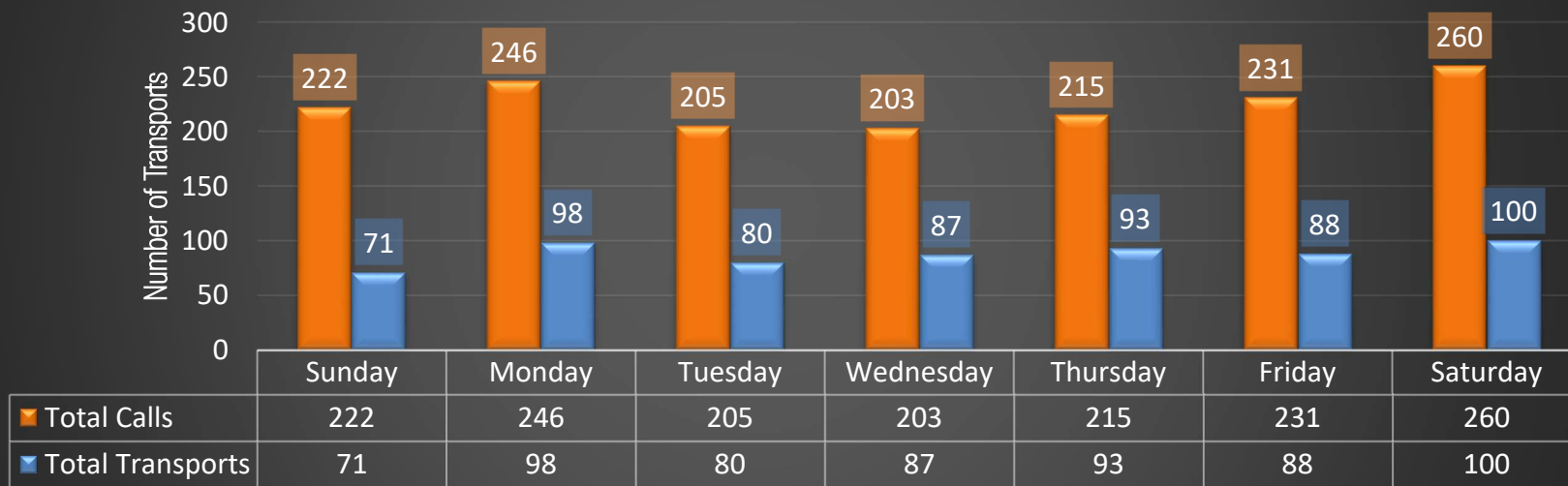
BOARD ACTION:

DATE OF VOTE:

UNANIMOUS: \_\_\_\_

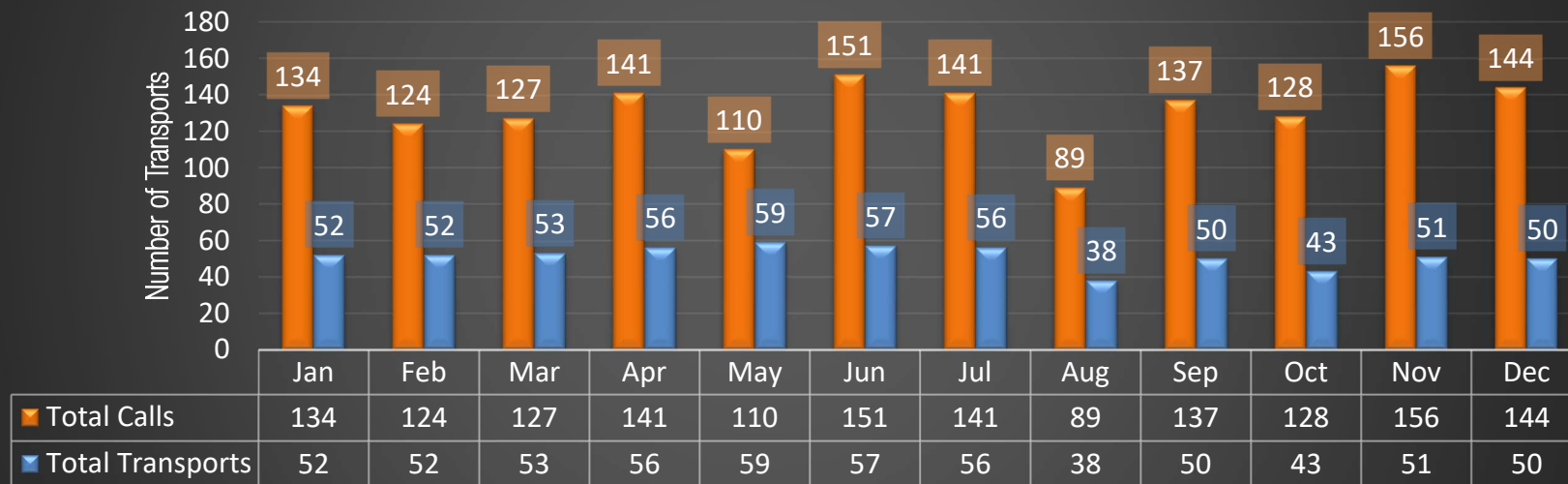
FEDOROFF \_\_\_\_ RICE \_\_\_\_ MILEUR \_\_\_\_ MONTALVO \_\_\_\_ LOMELI \_\_\_\_

## Total Calls vs Total Transports per Day Year 2017 Only



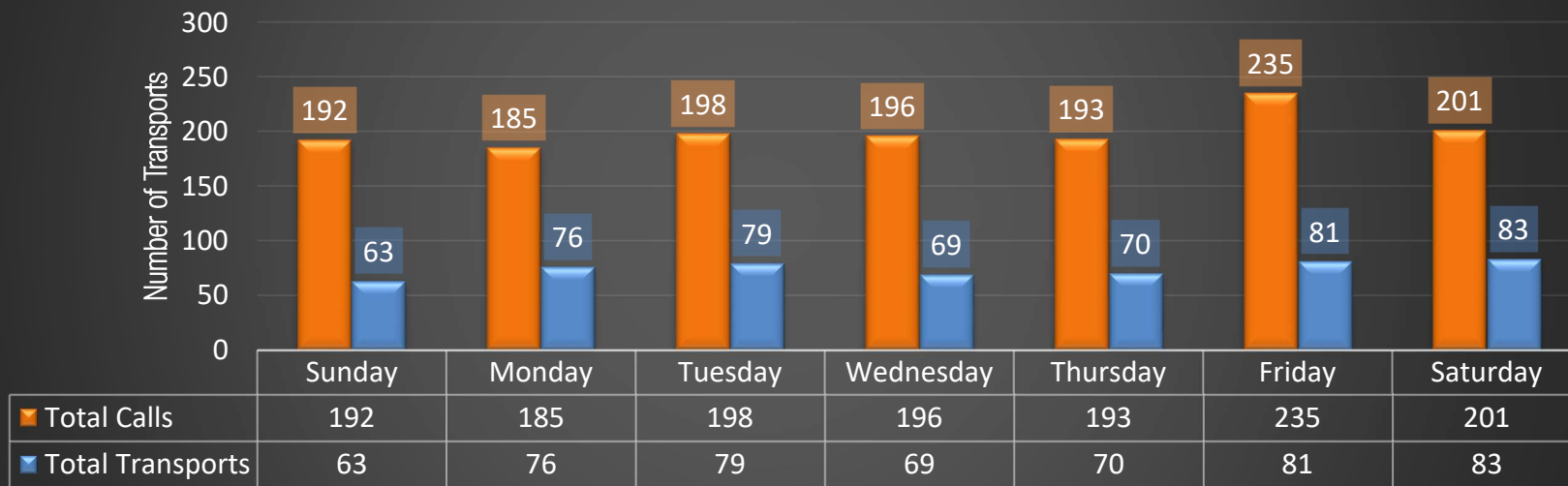
Source: CCHD Ambulance Run and Incident Log - v13.01

## Total Calls vs Total Transports per Month Year 2017 Only



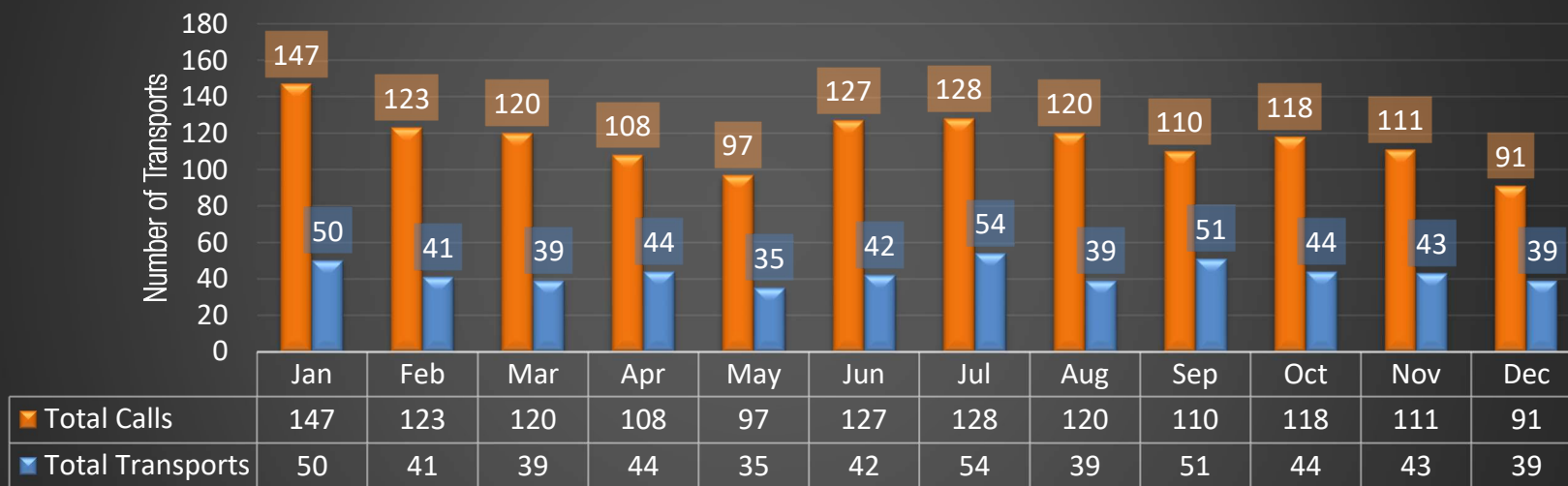
Source: CCHD Ambulance Run and Incident Log - v13.01

## Total Calls vs Total Transports per Day Year 2018 Only



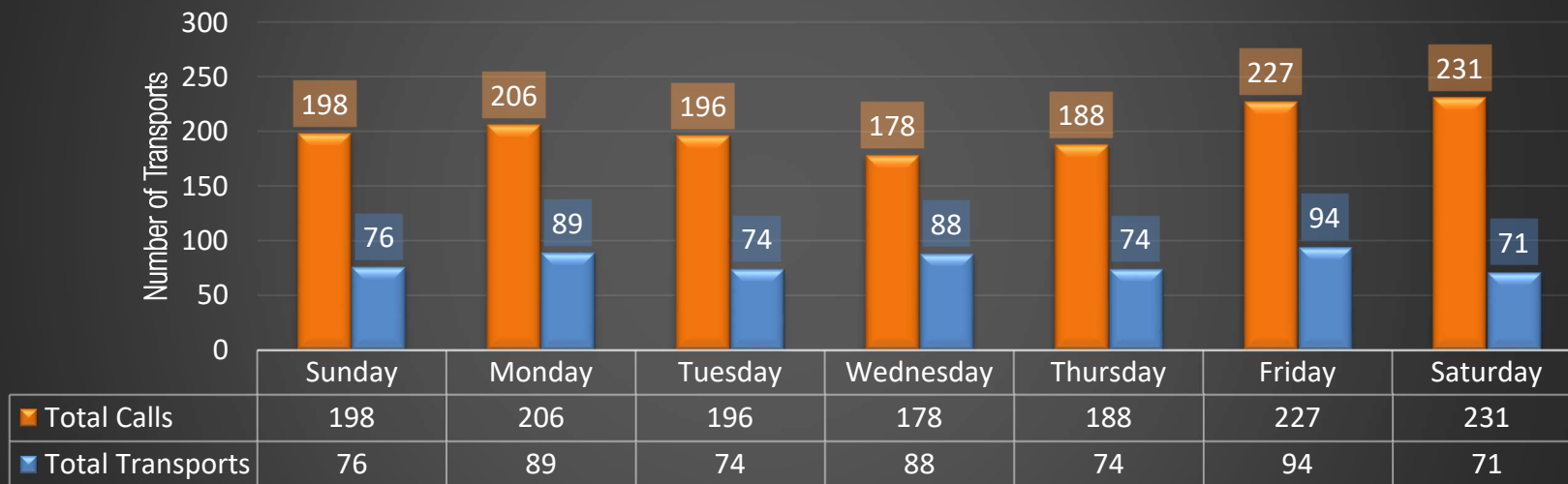
Source: CCHD Ambulance Run and Incident Log - v13.01

## Total Calls vs Total Transports per Month Year 2018 Only



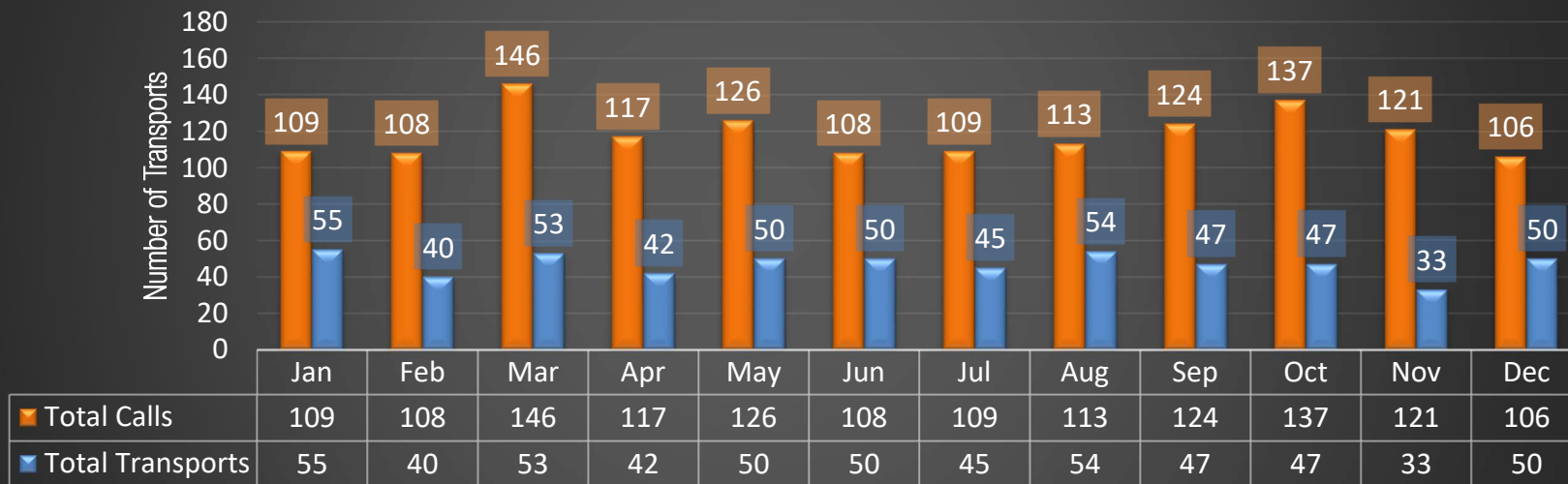
Source: CCHD Ambulance Run and Incident Log - v13.01

## Total Calls vs Total Transports per Day Year 2019 Only



Source: CCHD Ambulance Run and Incident Log - v13.01

## Total Calls vs Total Transports per Month Year 2019 Only



Source: CCHD Ambulance Run and Incident Log - v13.01



**CAMBRIA COMMUNITY HEALTHCARE DISTRICT**

**TO:** Board of Directors Agenda No. E.6

**FROM:** Cecilia Montalvo, Director

**BOARD MEETING DATE:** March 16, 2021

**AGENDA DESCRIPTION:** Primary Care Services Proposal

**RECOMMENDATION(S):** Review of the Primary Care RFP responses.

**FISCAL IMPACT:** No immediate fiscal impact.

**DISCUSSION:** Following the relocation of a local primary care provider to another geographical area, the CCHD received significant feedback from community members who were concerned about access to primary care. The Board surveyed the community in 2020 and determined that the majority of respondents believe there is a need for more primary care services in the District.

In October 2020, the CCHD Board approved a process for soliciting proposals from possible clinic operators. The CCHD Board also approved the engagement of a consultant to assist in evaluating the option of the District directly operating a primary care clinic. The RFP has since been distributed and the consultant has been engaged.

The RFP proposals were due on Friday, March 12, 2021 by 5:00 p.m.

The purpose of today's discussion is to review the status of the RFP responses.

**Attachments:**

BOARD ACTION:

DATE OF VOTE:

UNANIMOUS: \_\_\_\_

FEDOROFF \_\_\_\_ RICE \_\_\_\_ MILEUR \_\_\_\_ MONTALVO \_\_\_\_ LOMELI \_\_\_\_